

SAMPLE OF BALLOT / BOLETA DE MUESTRA

Voter-Nominated Offices
All voters, regardless of the party preference they disclosed upon registration, or refusal to disclose a party preference, may vote for any candidate for a voter-nominated office. The party preference, if any, designated by a candidate for a voter-nominated office is selected by the candidate and is shown for the information of the voters only. It does not imply that the candidate is nominated or endorsed by the party or that the party approves of the candidate.

Cargos Nominados por los Votantes
Todos los votantes, independientemente de la preferencia de partido que revelaron al registrarse, o de la negativa a revelar la preferencia de partido, pueden votar por cualquier candidato para un cargo nominado por los votantes. La preferencia de partido, si la hubiera, designada por un candidato para un cargo nominado por los votantes es seleccionada por el candidato y se muestra solo para información de los votantes. No implica que el candidato ha sido nominado o está respaldado por el partido o que el partido aprueba al candidato.

VOTER-NOMINATED OFFICES / CARGOS NOMINADOS POR LOS VOTANTES

STATE / ESTADO
Candidates to succeed **GAVIN NEWSOM** as Governor if he is recalled.
Candidatos a suceder a **GAVIN NEWSOM** como Gobernador si fuera destituido:

DAVID ALEXANDER BRAMANTE Party Preference: Republican Realtor/Multimillion Developer Desarrollador Inmobiliario y de Ventas Multimillonarias	DENVER STONER Party Preference: Republican Deputy Sheriff Sheriff Adjunto	SAM L. GALLUCCI Party Preference: Republican Pastor/CEO/Consultant Pastor/Dirigente Ejecutivo/Consultor
HOLLY L. BAADÉ Party Preference: Democratic Mother/Business Owner Madre/Propietaria de Negocio	JOE M. SYMON Party Preference: Republican Community Volunteer Voluntario de la Comunidad	TED GAINES Party Preference: Republican Board of Equalization Member Miembro de la Junta Estatal de
ANGELYNE Party Preference: None Entertainer Artista	MAJOR SINGH Party Preference: None Software Engineer Ingeniero Informático	CAITLYN JENNER Party Preference: Republican Businessperson/Entrepreneur Empresaria/Emprendedora
JAMES G. HANNK Party Preference: None Retired Educator Educador Retirado	DOUG OSE Party Preference: Republican Farmer/Small Businessman Granjero/Microempresario	LEO S. ZACKY Party Preference: Republican Businessman/Farmer Empresario/Granjero
DAVID HILLBERG Party Preference: Republican Aircraft Mechanic/Actor Mecánico de Aviones/Actor	DAN KAPELOVITZ Party Preference: Green Criminal Defense Attorney Abogado de Defensa Penal	JENNY RAE LE ROUX Party Preference: Republican Business Owner/Author Proprietaria de Negocio/Autora
JEFF HEWITT Party Preference: Libertarian Riverside County Supervisor Supervisor del Condado de Riverside	KEVIN K. KAUL Party Preference: None Real Estate Developer Desarrollador Inmobiliario	DAVID LOZANO Party Preference: Republican Executive Officer/Author Oficial Ejecutivo/Autor
JOHN R. DRAKE Party Preference: Democratic Retired Correctional Officer Oficial Correccional Retirado	CHAUNCEY "SLIM" KILLENS Party Preference: Republican Retired Correctional Officer Oficial Correccional Retirado	STEVE CHAVEZ L. Party Preference: Republican Retired Homicide Detective Detective de Homicidio Retirado
		MICHAEL LOEB Party Preference: Republican Retired Correctional Officer Oficial Correccional Retirado

SAMPLE OF BALLOT / BOLETA DE MUESTRA

CALIFORNIA GOVERNORIAL RECALL ELECTION / ELECCIÓN DE DESTITUCIÓN DEL GOBERNADOR DE CALIFORNIA COUNTY OF SANTA CLARA / CONDADO DE SANTA CLARA
SEPTEMBER 14, 2021 / 14 DE SEPTIEMBRE DE 2021

Ballot Type: 6 English / Spanish

INSTRUCTIONS TO VOTERS

HOW TO VOTE: To vote on the recall question, mark the voting target to the right of the word "YES" or "NO". To vote for a candidate whose name appears on the ballot, mark the voting target next to the candidate's name.
On vote by mail ballots mark with pen or pencil. The use of blue or black ink is recommended. NO RED INK.



INSTRUCCIONES PARA LOS VOTANTES

COMO VOTAR: Para votar ante la pregunta de destitución, marque su preferencia de votación a la derecha de la palabra "SI" o "NO". Para votar por un candidato cuyo nombre aparece en la boleta electoral, marque su preferencia de votación junto al nombre del candidato.
En las boletas electorales de votación por correo, marque con un bolígrafo o lápiz. Se recomienda utilizar tinta azul o negra. NO UTILICE TINTA ROJA.

Voto escrito: Para votar por un candidato calificado de nominación directa, escriba el nombre de la persona en el espacio en blanco previsto para ese propósito después de los nombres de los otros candidatos para el mismo cargo y LLENE EL OVALO a la derecha. Si por error marca, rompa o dañe esta boleta electoral, devuélvala al miembro de la mesa directiva electoral y obtenga otra.



Write-in voting: To vote for a qualified write-in candidate, write the person's name in the blank space provided for that purpose after the names of the other candidates for the same office and FILL IN THE OVAL to the right. If you wrongly mark, tear, or deface this ballot, return it to the precinct board member and obtain another.

Voter-Nominated Offices
All voters, regardless of the party preference they disclosed upon registration, or refusal to disclose a party preference, may vote for any candidate for a voter-nominated office. The party preference, if any, designated by a candidate for a voter-nominated office is selected by the candidate and is shown for the information of the voters only. It does not imply that the candidate is nominated or endorsed by the party or that the party approves of the candidate.

Cargos Nominados por los Votantes
Todos los votantes, independientemente de la preferencia de partido que revelaron al registrarse, o de la negativa a revelar la preferencia de partido, pueden votar por cualquier candidato para un cargo nominado por los votantes. La preferencia de partido, si la hubiera, designada por un candidato para un cargo nominado por los votantes es seleccionada por el candidato y se muestra solo para información de los votantes. No implica que el candidato ha sido nominado o está respaldado por el partido o que el partido aprueba al candidato.

VOTER-NOMINATED OFFICES / CARGOS NOMINADOS POR LOS VOTANTES

STATE / ESTADO

Shall **GAVIN NEWSOM** be recalled (removed) from the office of Governor?
¿Debería ser destituido (removido) **GAVIN NEWSOM** del cargo de Gobernador?

YES/SI
NO/NO

Graphics by M.S. Moore

2021 RECALL RESULTS

BY ROBIN PETERSON '22

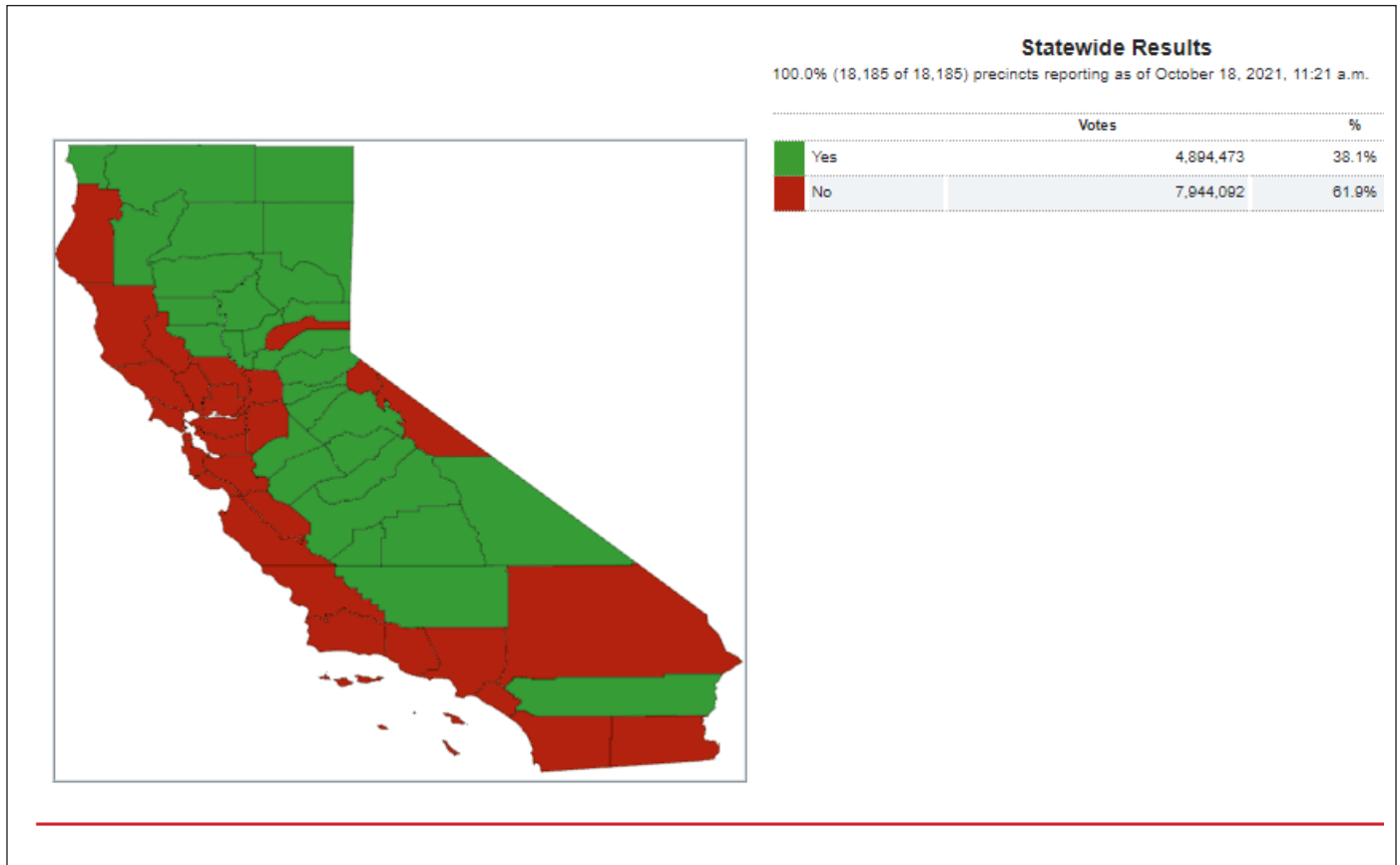
On Tuesday, September 14, 2021, California held a recall election on whether or not to remove Governor Gavin Newsom. The 2021 recall election was the second time in California's history that the recall process embedded in California's constitution has made it to the ballot to attempt to oust a governor from office. The first was in 2003 when Grey Davis was ousted and replaced by Arnold Schwarzenegger.

The recall effort in 2021 was led by Californians who were frustrated with the governor's performance on a host of issues. The most prominent one was his use of expansive executive orders following his declaration of a state of emergency in response to the Covid-19 pandemic on March 4, 2020. Newsom exercised his emergency powers to issue more than 50 executive orders in 18 months. They constituted

an aggressive COVID-19 pandemic response in which he unilaterally issued orders to close schools, businesses and churches and issued mask mandates and stay-at-home orders. The harsh Covid-19 lockdown policies decimated many businesses. California's attack on independent contractors (AB 5) and rising crime in cities across the state were among a long list of other contributing factors.

In a recall election, there are two questions on the ballot. First, should the elected official be removed from office? Second, who should be the replacement if the recall is successful? The first of two questions on the 2021 recall ballot was "Shall Gavin Newsom be recalled from the office of Governor?" For the recall to succeed to remove Governor Newsom, over 50 percent of voters needed to respond YES to this question.

2021 RECALL RESULTS BY COUNTY



Source: <https://electionresults.sos.ca.gov/returns/maps/governor-recall>

Governor Newsom easily survived the recall attempt, with only 38.1 percent voting YES on the recall question, out of the 12,838,565 votes tallied. The California Secretary of State data show that the only coastal county to vote in favor of the recall (59.9 percent YES, 40.1 percent NO) was Del Norte County, bordering Oregon, where the vote was a mirror image of the statewide results. All other coastal counties voted NO.

Inland counties offered more varied results. The Bay Area counties that are not on the coast, but adjacent to the coastal counties voted NO. They are Lake, Napa, Yolo, Sacramento, Solano, San Joaquin, Santa Clara, and San Benito counties. Three Northern California inland counties on the Nevada border - Mono, Alpine, and Nevada - also voted NO.



In Southern California, all of the coastal counties voted NO. This includes Orange County which has long been considered a Republican stronghold in the region. Orange County voted 48.3 percent YES and 51.7 percent NO. San Diego County voted NO by an even larger margin, 38.1 percent YES and 61.9 percent NO. The San Diego County result was very close to results for Los Angeles County, 29.2 percent YES, 70.8 percent NO.

The Inland Empire counties of Riverside and San Bernardino had remarkably close election results, but with opposing outcomes. Riverside county voted YES to remove Governor Newsom —(50.5 percent YES, 49.5 percent NO). The vote in San Bernardino County was almost identical, but with the opposite outcome, (49.8 percent YES, 50.2 percent NO).


SHOULD GAVIN NEWSOM BE RECALLED?

No
61.9%



12,838,565 votes cast on question so far
101.0% of turnout in 2018

2.  **Kevin Paffrath** D
9.6%
706,778 votes for candidate
4.  **Brandon M. Ross** D
5.3%
392,029 votes for candidate

IF A MAJORITY SAY "YES", WHO SHOULD REPLACE HIM?

Larry A. Elder R
 48.5%
3,563,867 votes for candidate

7,352,177 votes cast on question so far
42.7% left this question blank

3.  **Kevin L. Faulconer** R
8%
590,346 votes for candidate
5.  **John Cox** R
4.1%
305,095 votes for candidate

Source: <https://calmatters.org/politics/2021/09/california-recall-election-results/>

Throughout California, the trends from the recall election can be observed regionally, with a clear divide between coastal and inland counties for northern and central California. Fourteen of the fifteen counties that comprise the northeastern region of the state voted in favor of recalling Governor Newsom. These counties are considered rural and voted majority Republican in the 2020 presidential election. These counties, however, are less populous than those on the coast and in other parts of the state. Inland counties in the middle of the state also largely voted YES, but, again, they are much less populous than their neighbors to the west. Southern California offered a more mixed result. While the coastal counties all voted NO, they were joined by inland San Bernardino and Imperial.

California resoundingly voted NO on the recall of Governor Gavin Newsom. Thus, the second question on the ballot, who should succeed Newsom if he is recall, was mute. Larry A. Elder was the leader among the 46 candidates on the replacement ballot, getting 48.5 percent of the votes cast. A full 42.7 percent of voters did not vote on the second question.

For more information, please see electionresults.sos.ca.gov/results/governor-recall. ♦

BIBLIOGRAPHY

- “California Gubernatorial Recall Election.” Election Results. Accessed October 25, 2021. <https://electionresults.sos.ca.gov/returns/maps/governor-recall>.
- “California Recall Election Results.” *The New York Times*, September 14, 2021, sec. U.S. Accessed October 20, 2021.
- “California recall election results 2021: Live updates statewide and by county.” CalMatters. Accessed October 25, 2021. <https://calmatters.org/politics/2021/09/california-recall-election-results/>.
- Dunford, Oliver. “Gavin Newsom thought he could override the Constitution – now faces a recall.” *The Hill*. Accessed October 26, 2021. <https://thehill.com/opinion/campaign/569661-gavin-newsom-thought-he-could-override-the-constitution-now-he-faces-a?rl=1>.
- Lloyd, Jonathan. “Map: See How California’s 58 Counties Voted in the Presidential Election.” NBC Los Angeles, n.d. Accessed October 20, 2021. <https://www.nbclosangeles.com/news/politics/decision-2020/california-map-2020-electoral-vote-trump-biden-president-election-results-county/2455412/>.
- Orr, Katie. “As the Pandemic Wains, Newsome’s Emergency Powers Remain.” KQED. <https://www.kqed.org/news/11876747/as-the-pandemic-wains-newsoms-emergency-powers-remain-in-place>
- “Reason to Recall Gavin Newsom.” RECALL GAVIN. Accessed October 20, 2021. <https://recallgavin2020.com/reasons/>.
- “Recall History in California (1913 to Present).” California Secretary of State. Accessed October 20, 2021. <https://www.sos.ca.gov/elections/recalls/recall-history-california-1913-present>.
- “2021 California Gubernatorial Recall Election Results.” Election Results. Accessed October 20, 2021. <https://electionresults.sos.ca.gov>.
- “2021 California Gubernatorial Recall Election Los Angeles County Results.” Election Results. Accessed October 20, 2021. <https://electionresults.sos.ca.gov/returns/governor-recall/county/los-angeles>.
- “2021 California Gubernatorial Recall Election Orange County Results.” Election Results. Accessed October 20, 2021. <https://electionresults.sos.ca.gov/returns/governor-recall/county/orange>.
- “2021 California Gubernatorial Recall Election Riverside County Results.” Election Results. Accessed October 20, 2021. <https://electionresults.sos.ca.gov/returns/governor-recall/county/riverside>.
- “2021 California Gubernatorial Recall Election San Bernardino County Results.” Election Results. Accessed October 20, 2021. <https://electionresults.sos.ca.gov/returns/governor-recall/county/san-bernardino>.