

Report on the National Opinion Survey: The Data

Christopher P. Manfredi
Academic Coordinator
Rose Institute of State and Local Government
Claremont McKenna College

Prepared under Grant #85-JN-CX-0001 from the Office of Juvenile Justice and Delinquency Prevention, Office of Justice Assistance, U.S. Department of Justice. Points of view or opinions in this document are those of the author and do not necessarily represent the official position or policies of the U.S. Department of Justice.

The national opinion survey of juvenile justice and youth-serving professionals, along with a comparative analysis of state juvenile codes and an annotated bibliography, forms the major research element of the Rose Institute's Juvenile Justice Reform Project. The purposes of the survey are (1) to enhance the participation of key professionals in the project; (2) to support training activities by identifying specific topics for discussion, sensitizing legislators to the advantages and disadvantages of survey work in policy development, and identifying differences of opinion among groups; and (3) to permit the project's staff to determine the orientation of respondents toward competing juvenile justice philosophies.

The data presented here reflect a survey of juvenile and criminal justice professionals whose names appear on mailing lists of the National Criminal Justice Reference Service (NCJRS). These lists yielded 41,160 names, which were divided into two groups. The first group is composed of 2,435 individuals selected at random, by region, from the master list. Return postage was affixed to these questionnaires and they were marked in a way that would not violate the confidentiality of responses. The second group consists of all remaining names on the master list. Questionnaires without return postage were sent to this group. For the purposes of this report, results from both groups are combined.

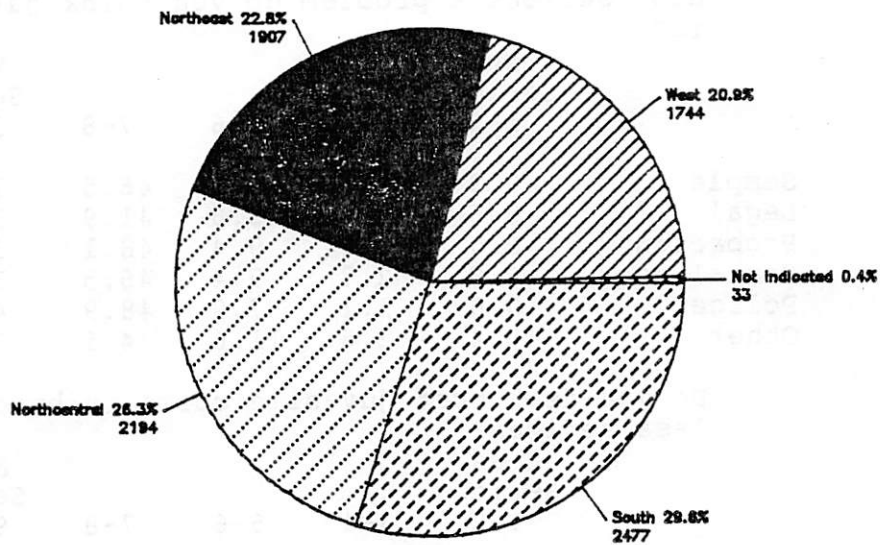
The samples yielded a total of 8,355 responses, generating a response rate of 22.2 percent. Survey data of this type are, of course, subject to many limitations. Although high for a mail survey this broad, the moderate response rate, along with the

sample's self-selected nature, indicates that the sample may well differ from the population of names appearing on the NCJRS mailing lists. Indeed, the sample is generally characterized by its opinion that juvenile crime is a serious problem, that it is becoming more serious, and that it has been dealt with poorly. Consequently, caution must be exercised in drawing conclusions and generalizations from the data.

The questionnaire itself contains 75 substantive items, divided into seven categories. These categories include, the seriousness of juvenile crime, causes, attitudes toward key issues, policy preferences, recommendations of the National Council of Juvenile and Family Court Judges, organizational performance, and an open-ended question. Data are presented from the seriousness, attitudes, preferences, and six of the seven performance items. The responses for four professional groups are highlighted: judges and attorneys ("legal", N=792); probation (N=679); social services (N=594); and police (N=3331). These groups are compared against the responses of all other professions (N=2722). Thirty-seven respondents did not indicate their profession.

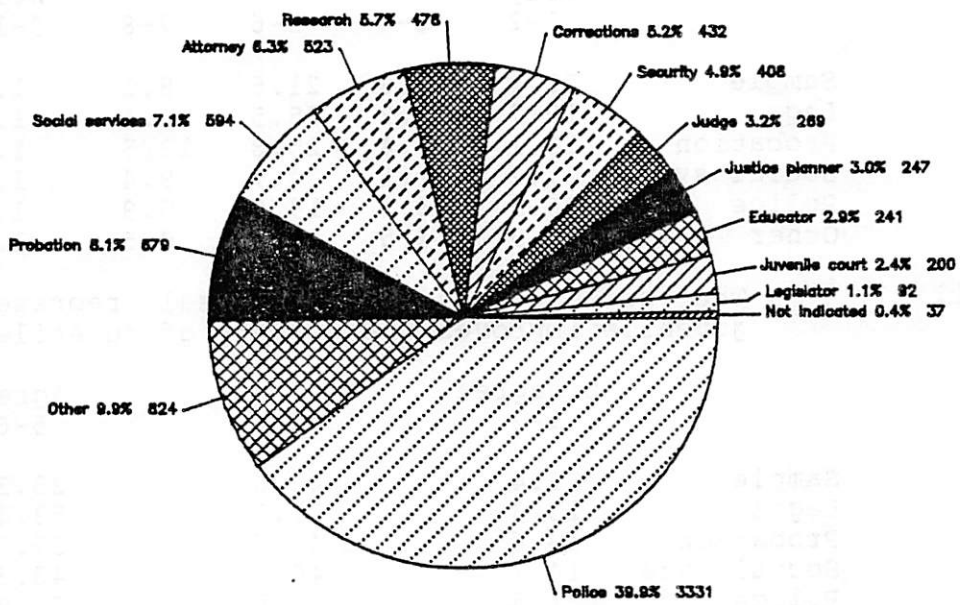
The report contains two elements. The first element consists of each variable name, its corresponding statement, and a table in which the responses by each group to the questionnaire item are presented. The second element accompanies each group of four tables and reproduces the data graphically in easy to read charts.

Breakdown by Region



N=8355

Breakdown by Position



N=8355

Variables

SER1 How serious a problem do you think juvenile crime is?

	Not Serious				Very Serious	
	1-2	3-4	5-6	7-8	9-10	NI
Sample	0.3	2.3	10.1	46.5	39.3	1.6
Legal	0.6	5.0	15.6	41.9	35.0	1.8
Probation	0.0	2.5	9.4	48.1	38.5	1.3
Social svcs	0.8	2.7	9.4	46.5	39.5	1.0
Police	0.0	1.1	7.9	48.9	40.6	1.5
Other	0.4	2.8	11.6	44.5	38.9	1.7

SER2 Do you feel that juvenile crime is becoming more or less serious?

	Less Serious				More Serious	
	1-2	3-4	5-6	7-8	9-10	NI
Sample	0.4	3.5	17.1	38.3	38.9	1.7
Legal	1.2	4.7	27.3	34.6	29.9	2.4
Probation	0.0	4.0	18.7	39.3	36.9	1.0
Social svcs	1.0	4.3	17.7	35.9	39.7	1.3
Police	0.1	1.5	13.1	39.9	43.9	1.5
Other	0.5	5.2	18.8	37.7	35.9	1.8

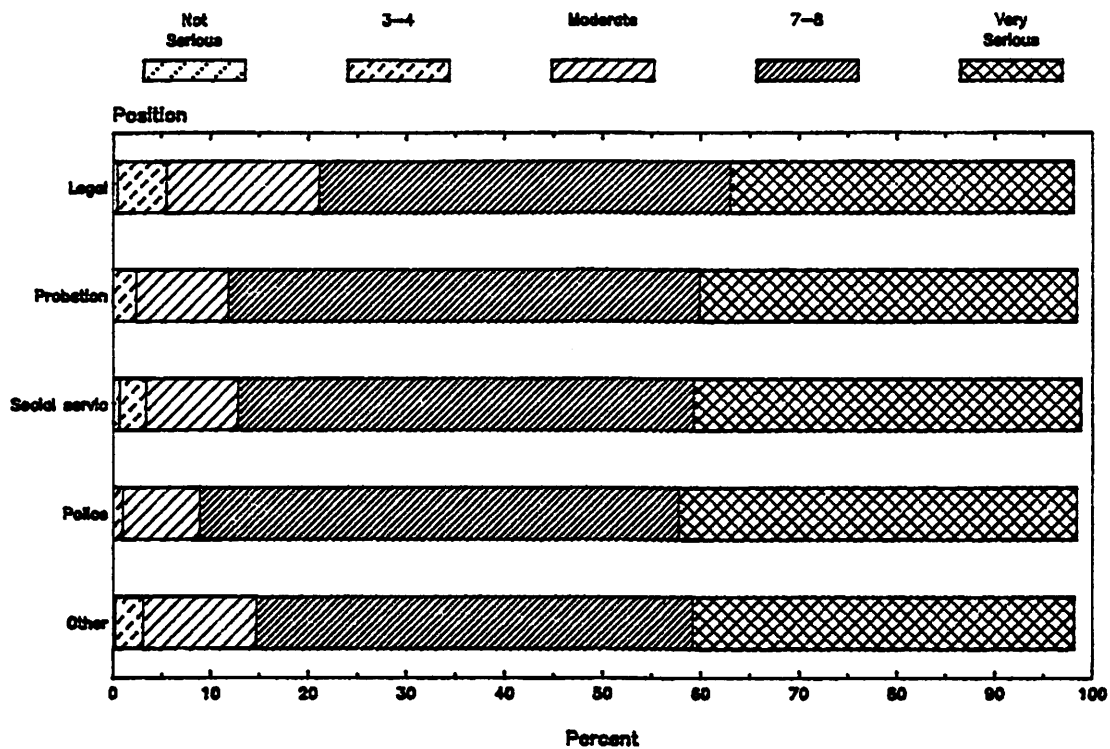
SER3 In comparison with other social problems, how well do you think juvenile crime has been dealt with?

	Poorly				Well	
	1-2	3-4	5-6	7-8	9-10	NI
Sample	23.4	43.6	21.6	8.1	1.3	2.0
Legal	19.7	39.9	25.5	10.6	1.4	2.9
Probation	18.1	38.4	25.8	13.5	1.8	2.4
Social svcs	21.2	41.1	24.7	9.4	1.8	1.7
Police	26.1	46.2	19.0	5.9	1.2	1.7
Other	22.9	43.5	21.9	8.5	1.1	2.1

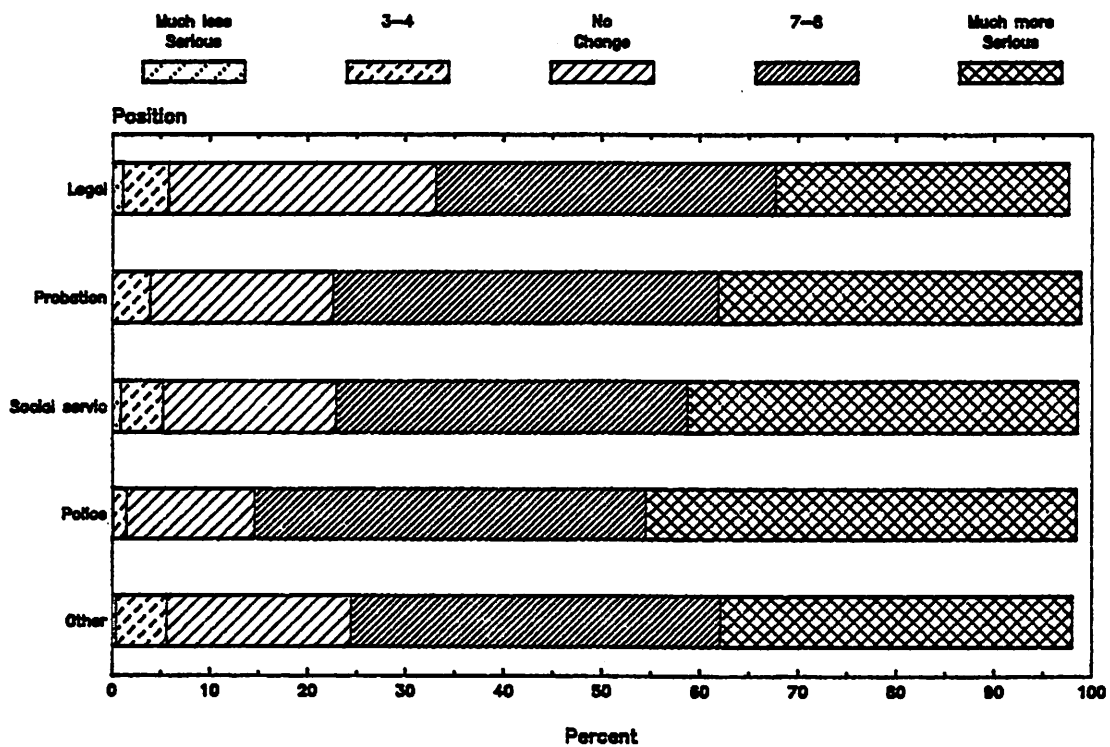
ATT1 The presence of legal counsel representing the juvenile improves the quality of juvenile justice.

	Disagree		Agree	
	1-2	3-4	5-6	NI
Sample	23.4	43.6	33.3	1.1
Legal	13.3	31.7	53.4	1.5
Probation	19.6	41.7	37.7	1.0
Social svcs	14.7	40.8	43.3	1.3
Police	31.5	45.5	21.9	1.1
Other	19.5	41.9	37.8	0.9

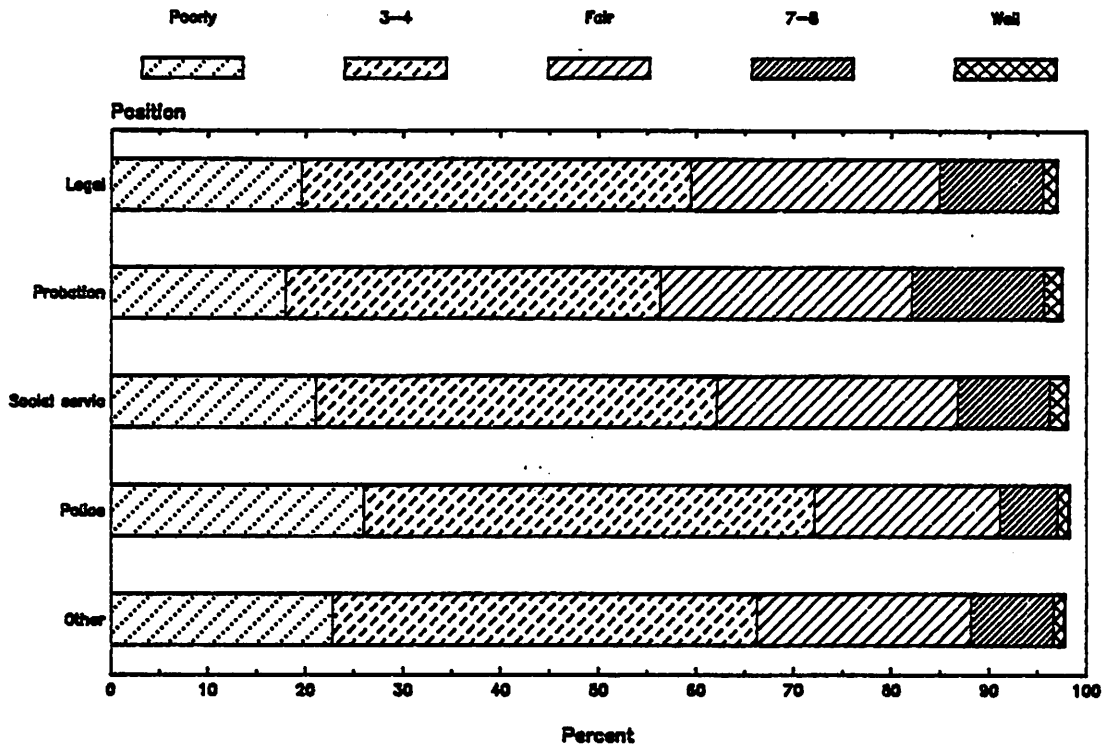
How serious a problem do you think juvenile crime is?



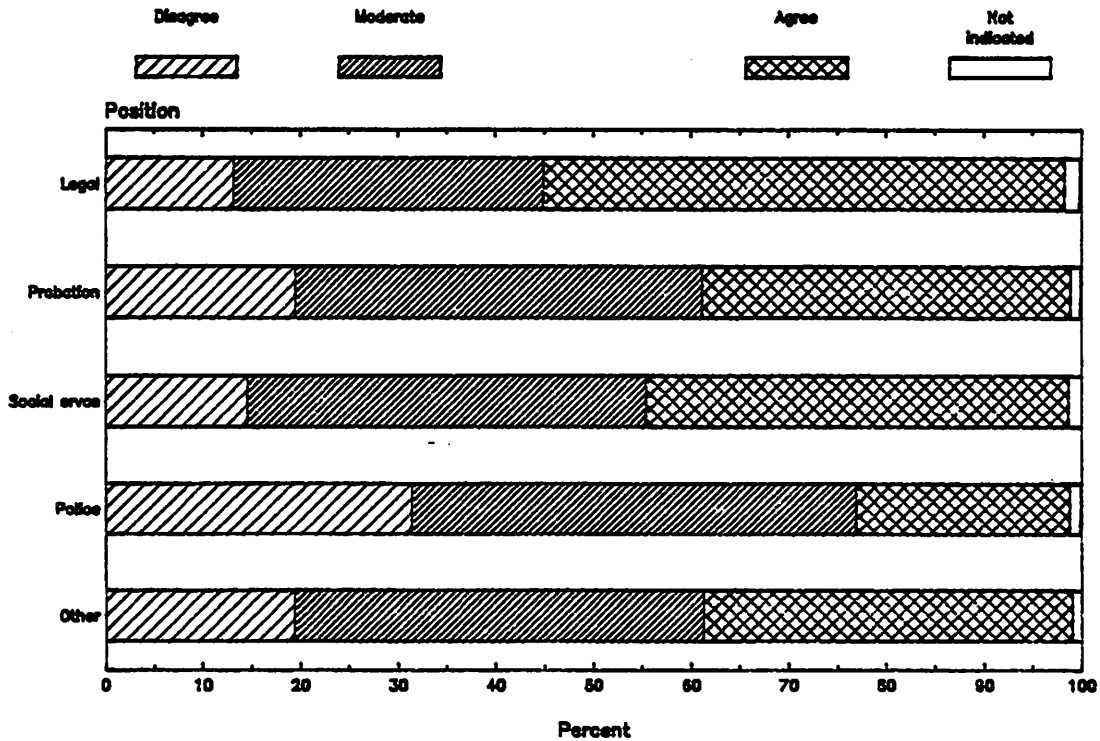
Do you feel that juvenile crime is more or less serious?



How well do you think juvenile crime has been dealt with?



Attitude 1



ATT2 The primary function of the juvenile court is .to help children.

	Disagree 1-2	3-4	Agree 5-6	NI
Sample	15.7	35.4	48.3	0.7
Legal	14.8	34.6	49.6	0.6
Probation	14.3	37.3	47.8	0.6
Social svcs	12.1	33.5	53.9	0.5
Police	15.9	34.5	49.0	0.6
Other	16.9	36.4	46.0	0.7

ATT3 Punishment is an inappropriate element of juvenile justice.

	Disagree 1-2	3-4	Agree 5-6	NI
Sample	63.8	19.6	16.0	0.6
Legal	66.8	16.1	16.6	0.4
Probation	63.6	18.9	17.1	0.4
Social svcs	47.8	30.8	20.7	0.7
Police	71.6	13.9	14.2	0.4
Other	57.8	25.0	16.5	0.7

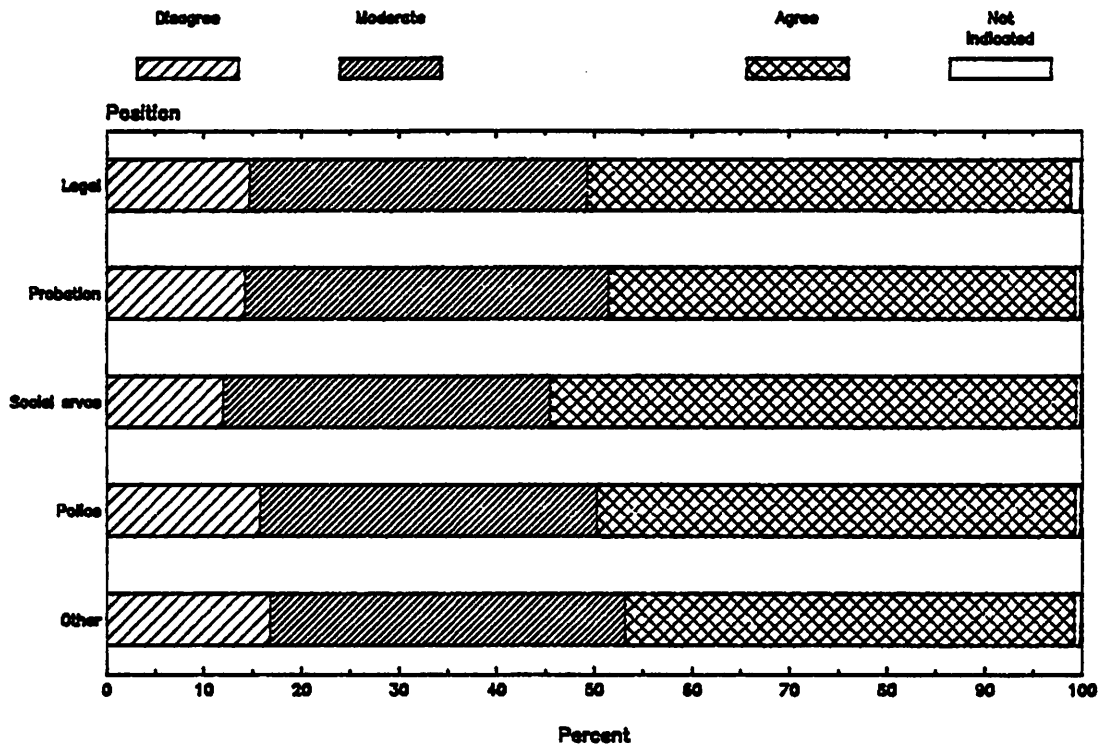
ATT4 The system's concern for the juvenile's constitutional rights increases his respect for the juvenile court.

	Disagree 1-2	3-4	Agree 5-6	NI
Sample	52.1	31.3	15.0	0.6
Legal	43.7	32.6	22.8	1.0
Probation	49.5	33.7	16.7	0.1
Social svcs	43.8	36.2	19.0	1.0
Police	62.7	28.3	8.8	0.3
Other	44.7	35.6	18.9	0.8

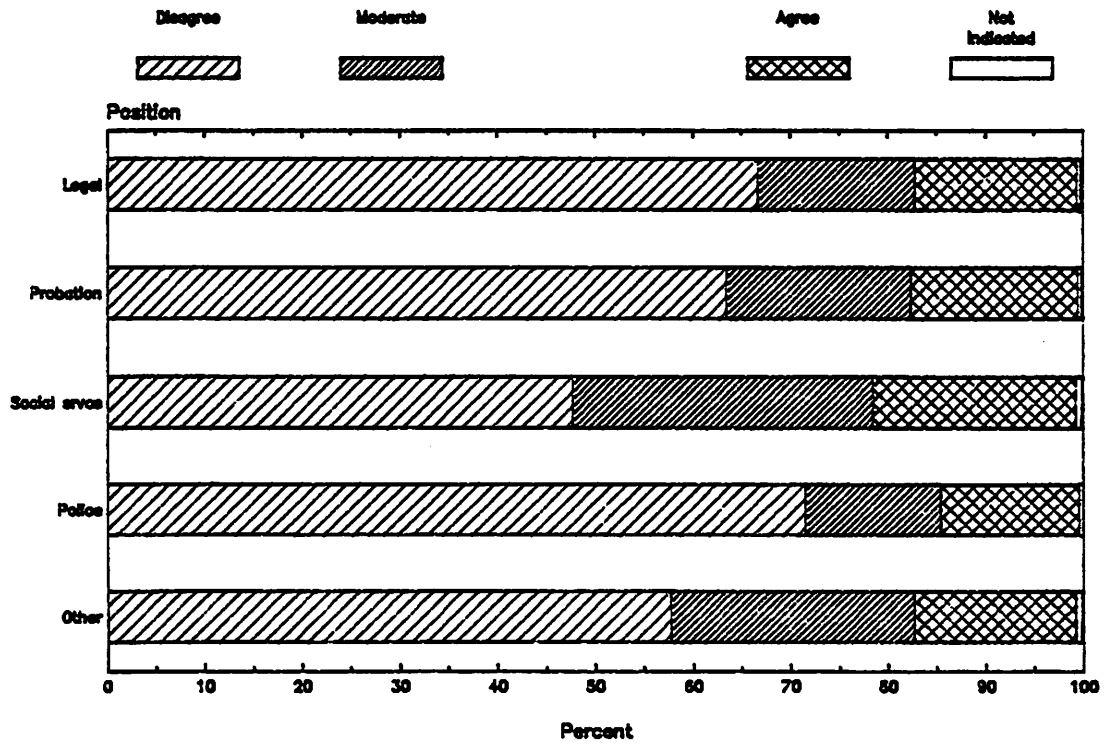
ATT5 The courtroom experience is an effective deterrent to juvenile delinquency.

	Disagree 1-2	3-4	Agree 5-6	NI
Sample	47.0	40.9	11.6	0.4
Legal	39.0	44.4	16.0	0.6
Probation	40.5	48.1	10.8	0.6
Social svcs	48.2	40.6	11.0	0.3
Police	50.5	37.3	11.8	0.3
Other	46.4	42.6	10.6	0.4

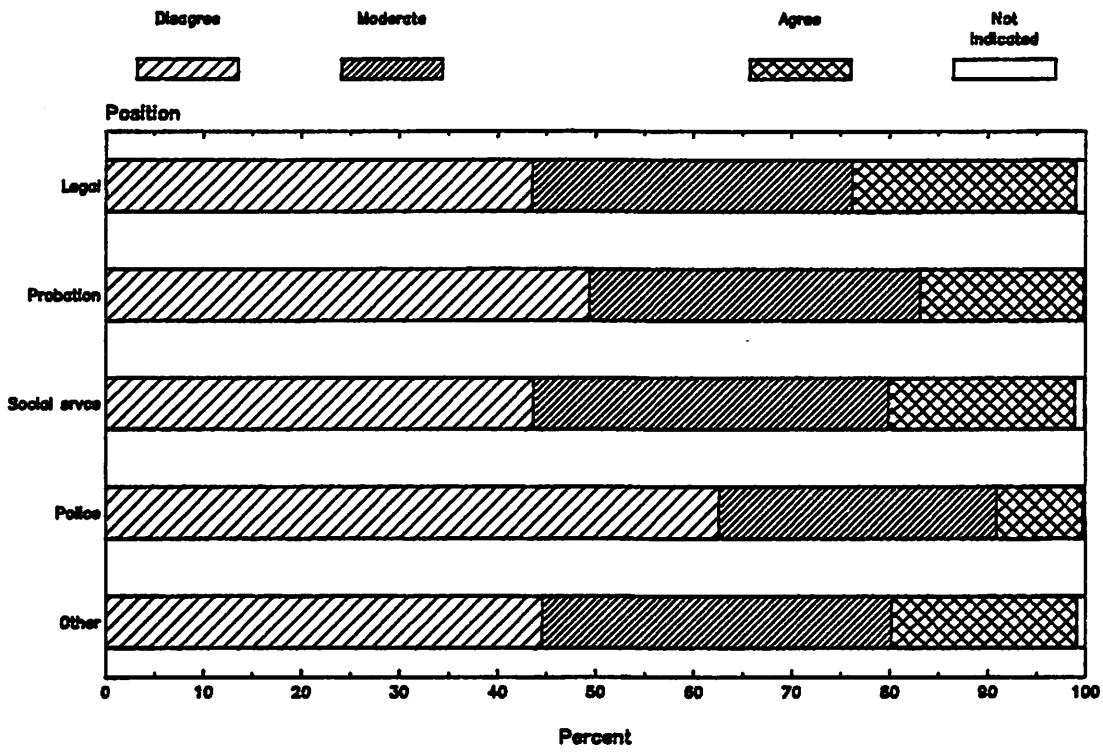
Attitude 2



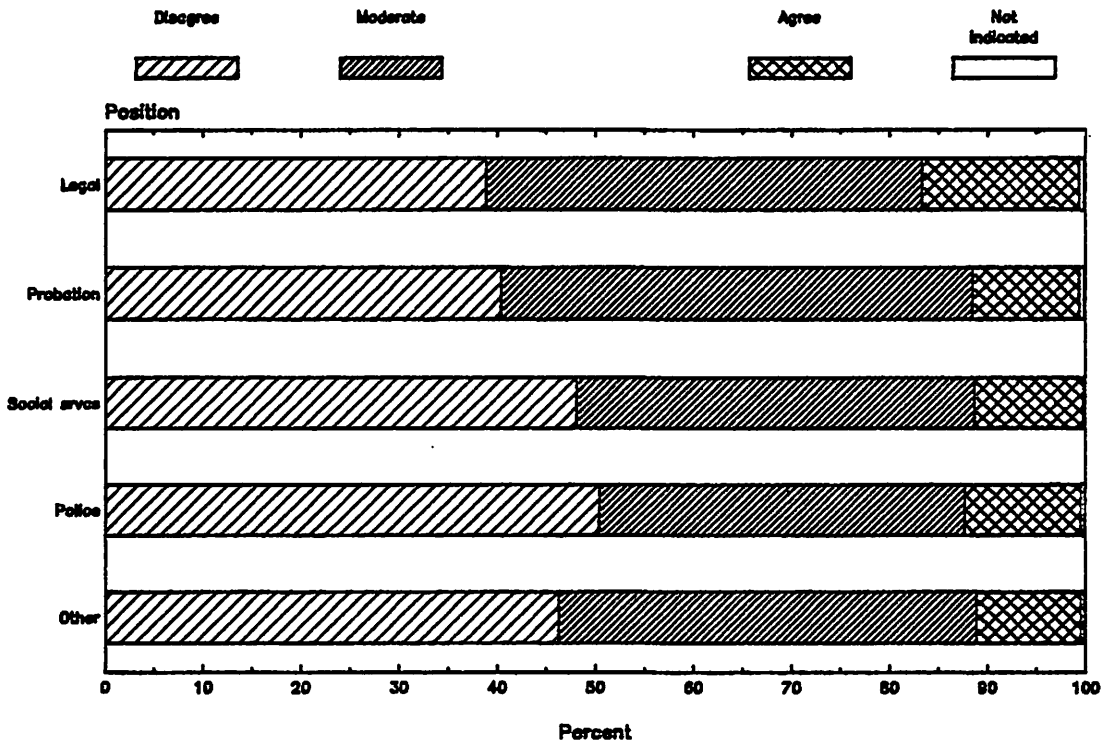
Attitude 3



Attitude 4



Attitude 5



ATT6 The primary function of the juvenile court is to protect society.

	Disagree 1-2	3-4	Agree 5-6	NI
Sample	23.9	40.5	34.9	0.6
Legal	23.0	46.2	30.3	0.5
Probation	14.2	40.9	44.2	0.7
Social svcs	28.1	45.1	26.5	0.3
Police	26.3	35.5	37.7	0.5
Other	22.9	43.8	32.4	0.9

ATT7 Parents are doing a good job raising their children.

	Disagree 1-2	3-4	Agree 5-6	NI
Sample	42.8	48.5	7.3	1.4
Legal	39.7	51.4	6.8	2.0
Probation	40.8	49.3	8.1	1.8
Social svcs	39.0	51.0	8.8	1.2
Police	44.5	48.1	6.5	0.9
Other	42.7	47.9	7.8	1.6

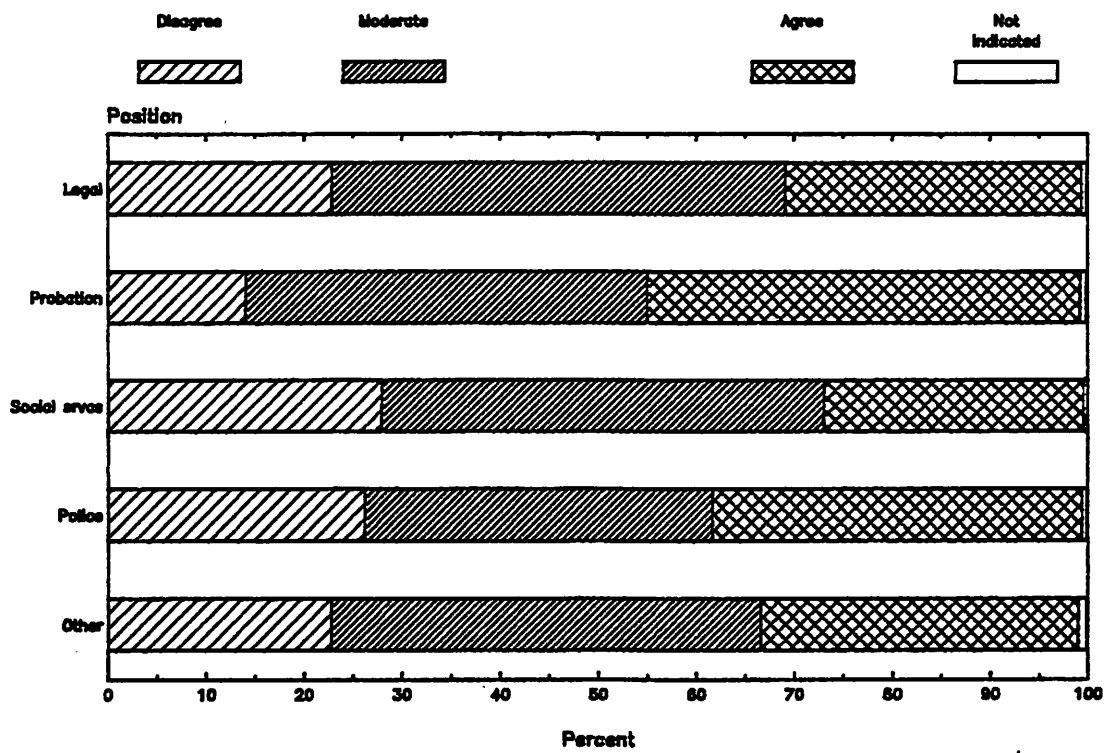
ATT8 The state has a right to intervene in the lives of children before a crime is committed.

	Disagree 1-2	3-4	Agree 5-6	NI
Sample	24.7	35.6	38.1	1.5
Legal	29.8	31.4	36.3	2.4
Probation	26.2	37.8	34.7	1.2
Social svcs	26.4	32.5	39.2	1.9
Police	19.3	36.6	43.3	0.7
Other	28.9	35.9	33.1	2.1

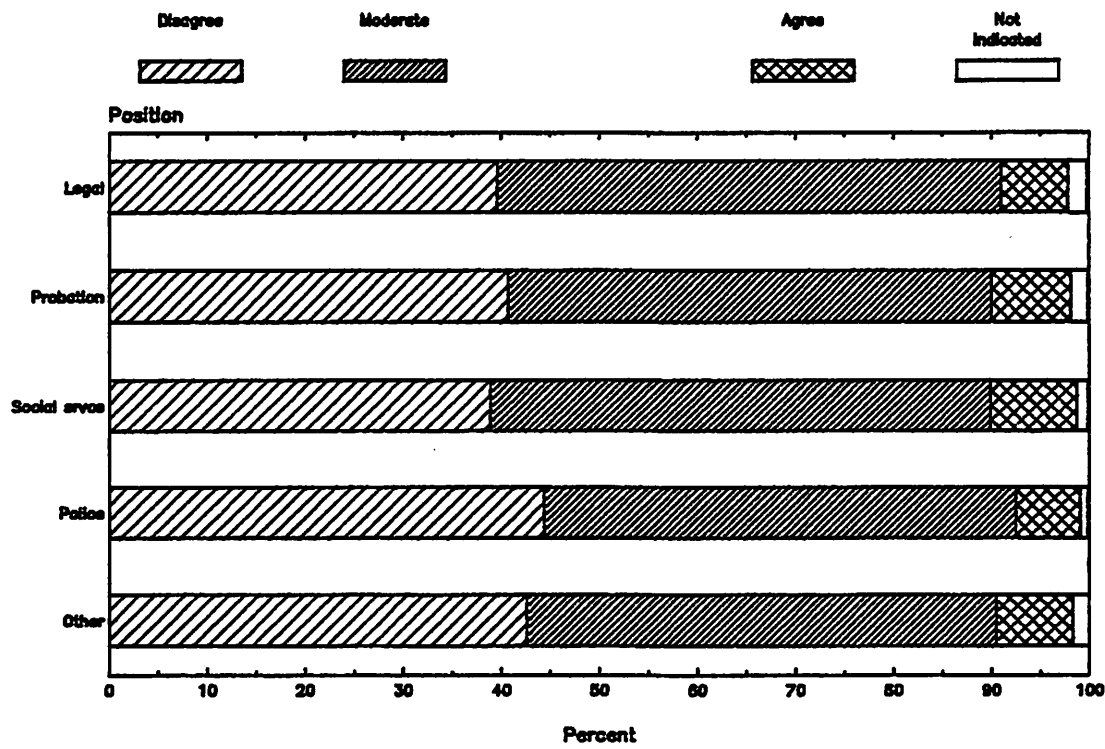
ATT9 Increased funding of social services reduces the juvenile crime rate.

	Disagree 1-2	3-4	Agree 5-6	NI
Sample	43.5	39.3	16.0	1.1
Legal	38.4	40.4	19.6	1.6
Probation	34.9	41.6	22.6	0.7
Social svcs	26.9	47.5	33.8	1.7
Police	54.8	36.5	8.0	0.8
Other	37.4	42.3	19.0	1.2

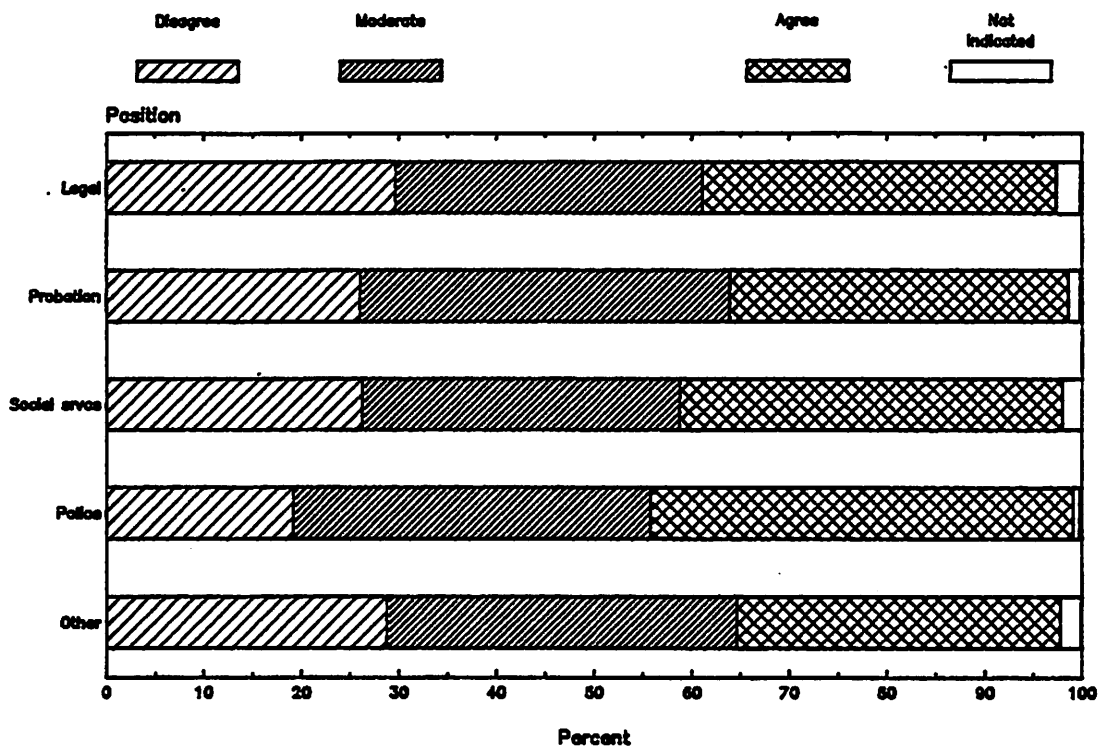
Attitude 6



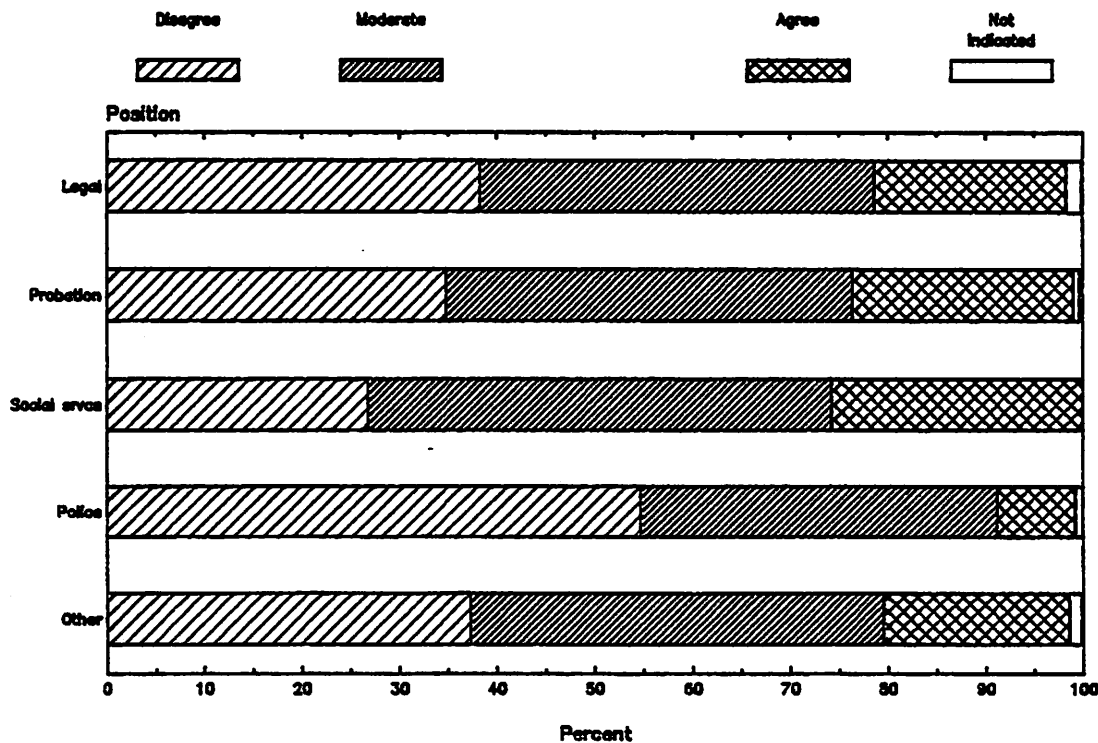
Attitude 7



Attitude 8



Attitude 9



ATT10

Juveniles charged with serious offenses should have a right to trial by a jury of adults in the juvenile court.

	Disagree 1-2	3-4	Agree 5-6	NI
Sample	31.7	26.5	40.8	1.1
Legal	45.0	21.6	32.3	1.0
Probation	41.6	22.9	33.7	1.8
Social svcs	29.8	30.8	38.2	1.2
Police	31.4	26.1	41.9	0.5
Other	26.6	28.1	43.9	1.4

ATT11

To help a child in trouble it is sometimes necessary to bend the rules.

	Disagree 1-2	3-4	Agree 5-6	NI
Sample	24.5	39.8	34.6	1.1
Legal	32.8	36.6	28.5	2.0
Probation	27.2	41.8	29.6	1.3
Social svcs	21.8	35.1	41.7	1.3
Police	23.4	41.0	34.8	0.7
Other	23.4	39.8	35.6	1.2

ATT12

The courtroom experience does the juvenile's more harm than good.

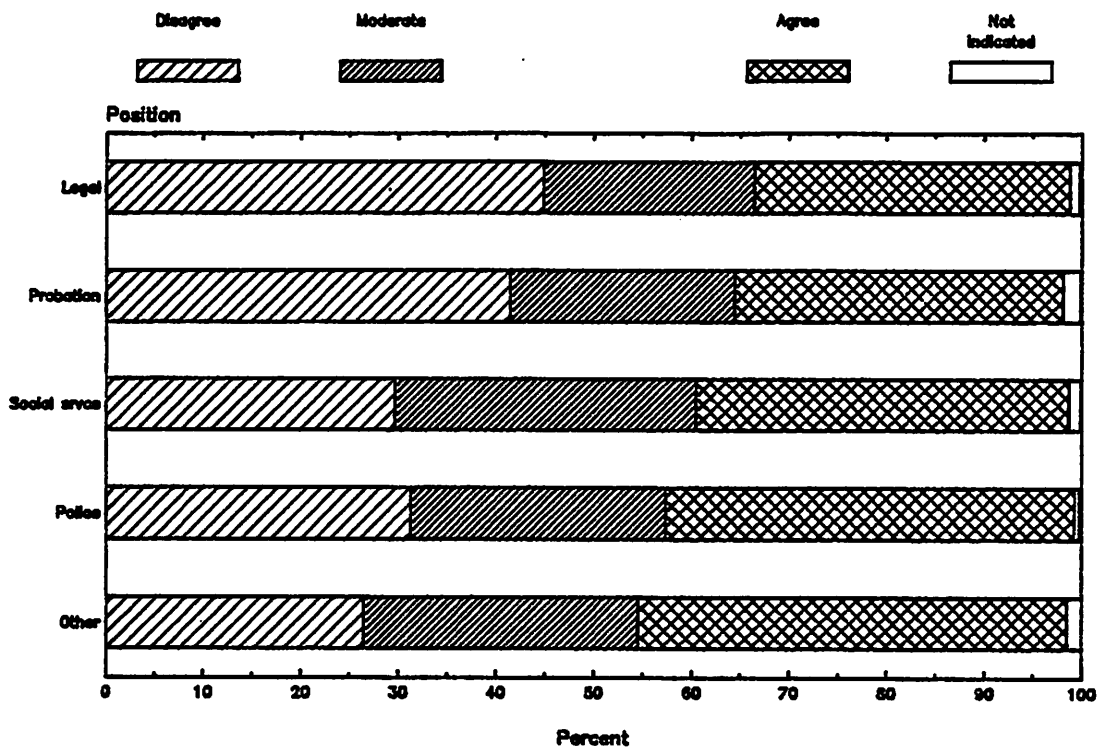
	Disagree 1-2	3-4	Agree 5-6	NI
Sample	53.6	35.0	10.2	1.2
Legal	59.2	29.6	9.5	1.6
Probation	58.9	34.2	6.3	0.6
Social svcs	42.1	45.9	10.6	1.3
Police	58.1	30.5	10.7	0.8
Other	47.9	39.8	10.7	1.6

ATT13

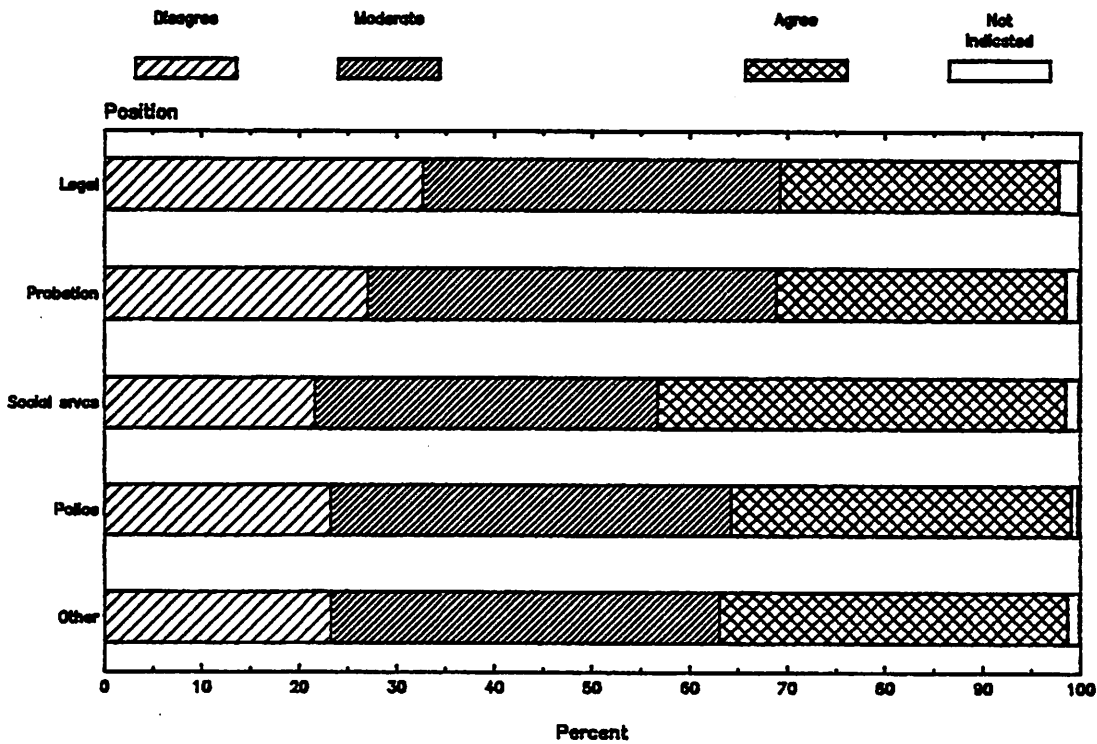
The juvenile court puts too much emphasis on rehabilitation.

	Disagree 1-2	3-4	Agree 5-6	NI
Sample	36.7	38.6	23.9	0.7
Legal	47.7	34.2	17.3	0.8
Probation	43.3	37.0	19.3	0.4
Social svcs	61.3	27.8	10.2	0.7
Police	22.5	43.0	34.0	0.5
Other	43.5	37.4	18.1	1.0

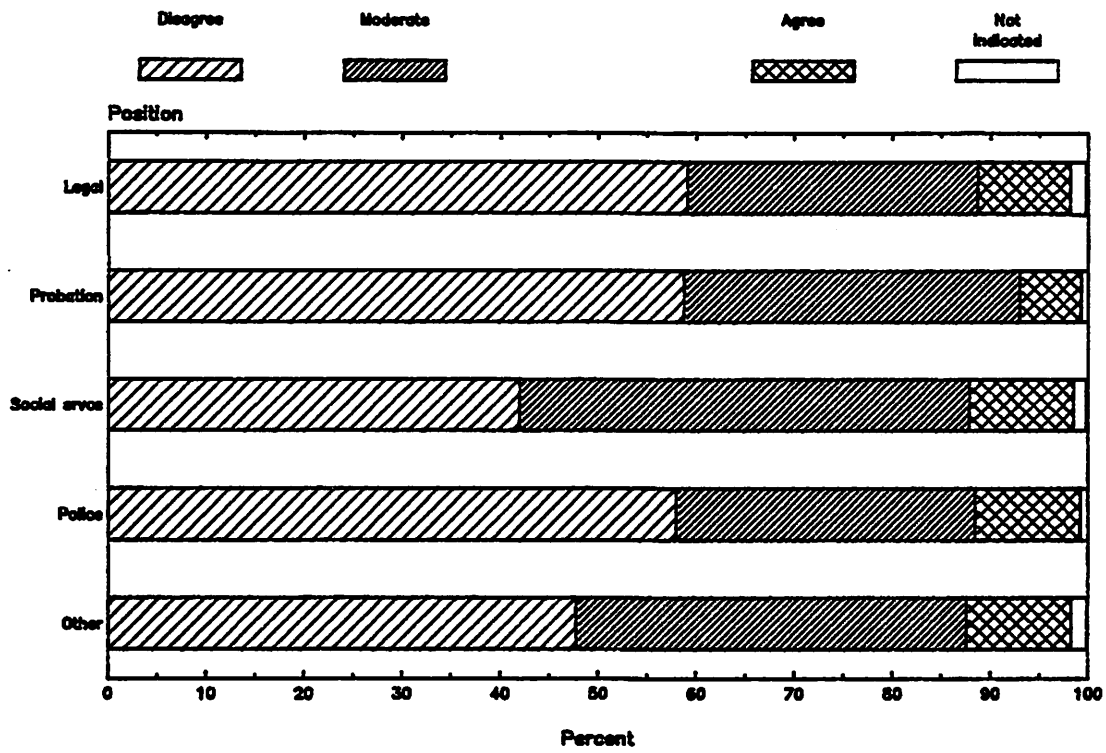
Attitude 10



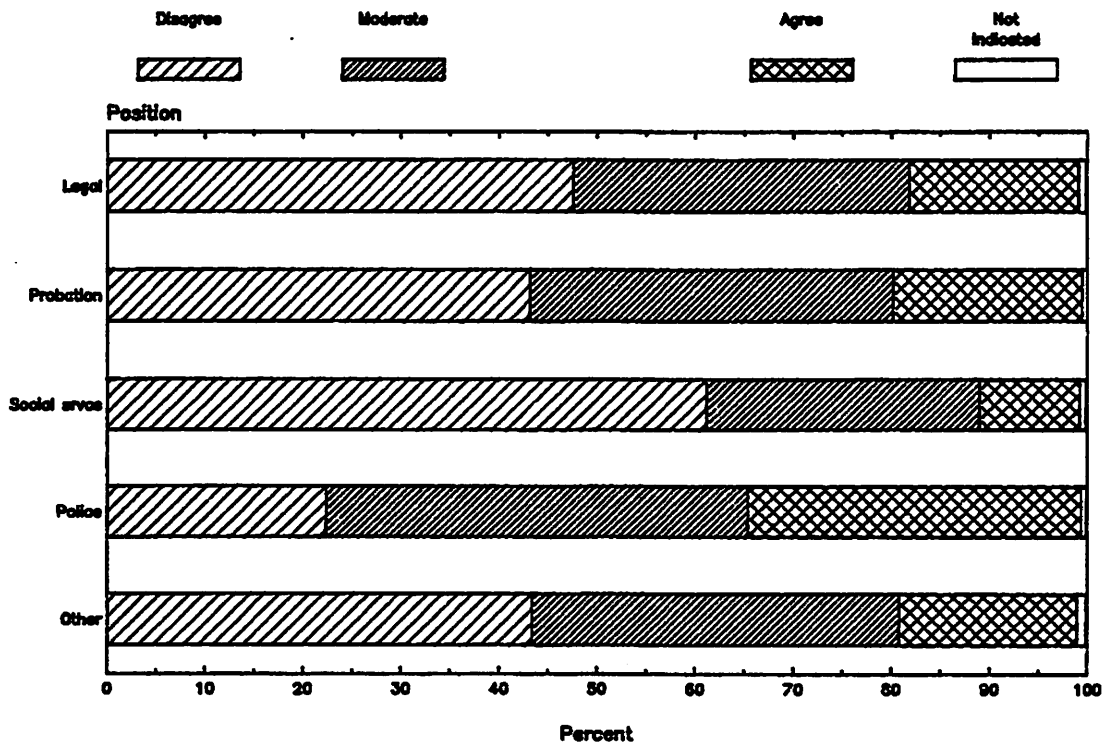
Attitude 11



Attitude 12



Attitude 13



ATT14 Programs that substitute for court proceedings are successful.

	Disagree 1-2	3-4	Agree 5-6	NI
Sample	17.3	53.4	25.6	3.7
Legal	17.1	51.0	26.4	5.6
Probation	11.7	52.8	33.5	2.2
Social svcs	9.3	50.0	36.7	4.0
Police	21.3	55.6	20.9	2.3
Other	15.7	52.7	26.6	5.0

ATT15 Some juvenile offenses should require automatic transfer to adult courts.

	Disagree 1-2	3-4	Agree 5-6	NI
Sample	13.2	12.8	73.4	0.6
Legal	24.1	14.8	60.6	0.5
Probation	18.4	12.3	68.2	1.0
Social svcs	21.0	19.2	59.1	0.7
Police	4.7	8.9	86.1	0.3
Other	17.0	15.5	66.6	0.8

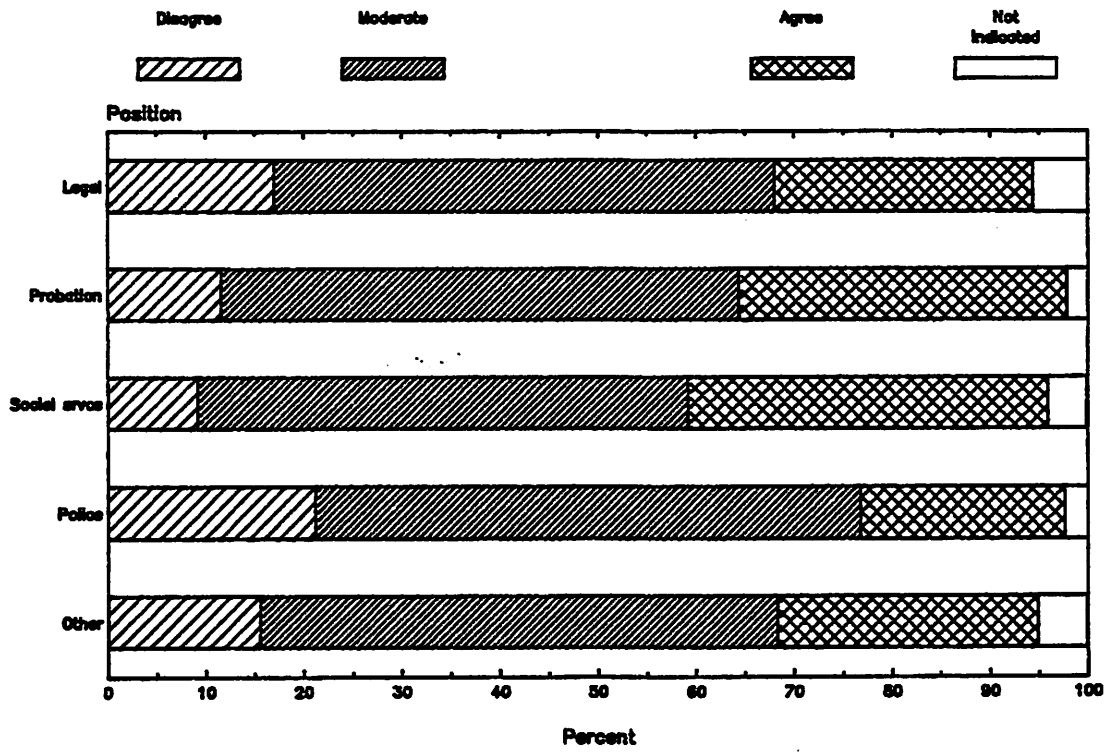
ATT16 The child's welfare is more important than the nature of his offense.

	Disagree 1-2	3-4	Agree 5-6	NI
Sample	46.2	38.8	13.9	1.0
Legal	46.3	38.5	14.3	0.9
Probation	44.6	39.2	15.6	0.6
Social svcs	32.1	47.5	19.7	0.7
Police	51.2	36.6	11.4	0.7
Other	43.8	39.5	15.3	1.3

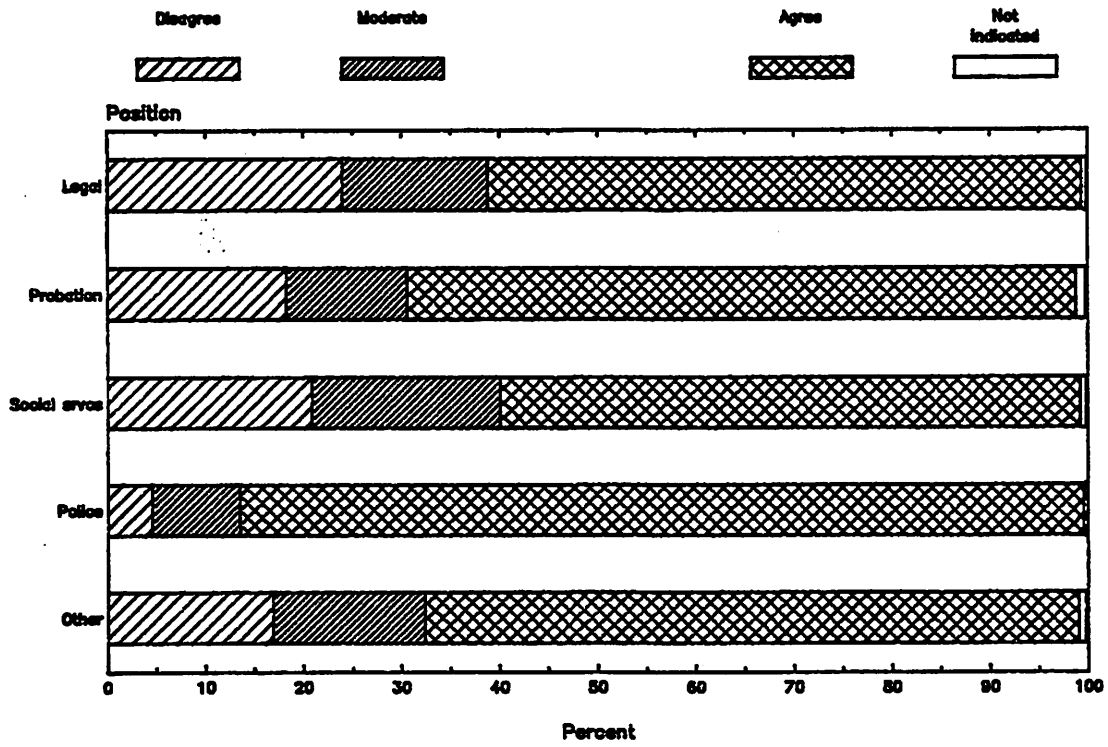
ATT17 Social services and counseling are the best responses to juvenile crime.

	Disagree 1-2	3-4	Agree 5-6	NI
Sample	39.9	47.1	11.9	1.1
Legal	43.7	42.9	12.5	0.9
Probation	30.3	55.4	12.8	1.5
Social svcs	20.8	54.6	23.4	1.0
Police	50.0	42.5	7.0	0.6
Other	33.6	50.3	14.7	1.5

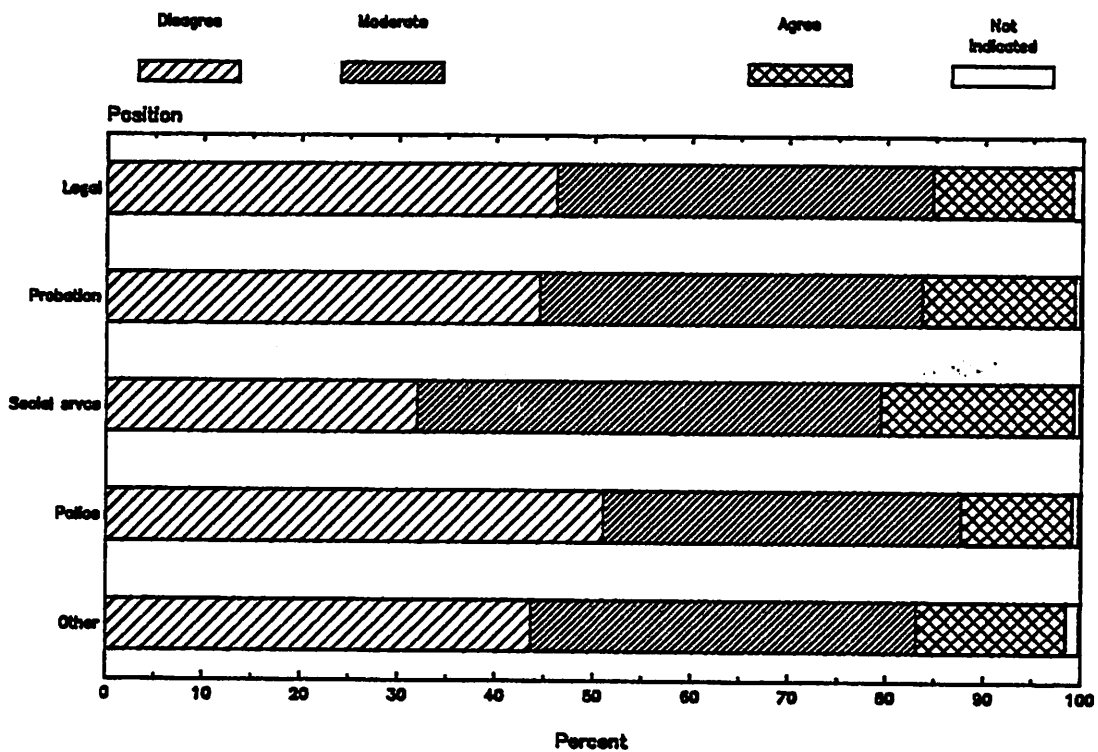
Attitude 14



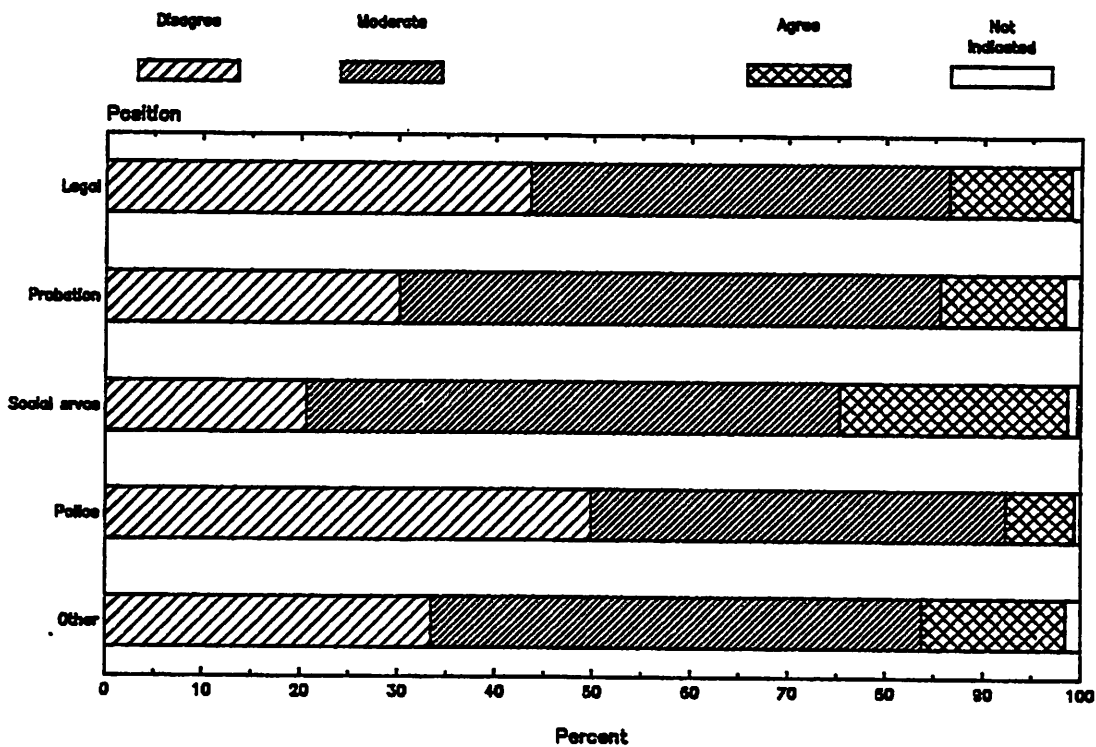
Attitude 15



Attitude 16



Attitude 17



ATT18

The courtroom relationship between the state and the child is necessarily adversarial.

	Disagree 1-2	3-4	Agree 5-6	NI
Sample	28.4	48.5	21.7	1.4
Legal	26.6	39.6	32.6	1.1
Probation	27.7	50.1	20.9	1.3
Social svcs	36.7	42.6	19.2	1.5
Police	24.9	54.4	19.5	1.2
Other	31.3	45.1	22.0	1.7

ATT19

The juvenile court does not sufficiently protect the constitutional rights of juvenile offenders.

	Disagree 1-2	3-4	Agree 5-6	NI
Sample	67.9	21.2	10.0	1.0
Legal	70.8	15.5	13.1	0.6
Probation	72.5	19.4	7.4	0.7
Social svcs	46.9	36.7	14.0	2.4
Police	80.6	14.0	5.0	0.4
Other	55.9	28.0	14.7	1.4

ATT20

Juvenile crime is more the responsibility of society than of the individual offender.

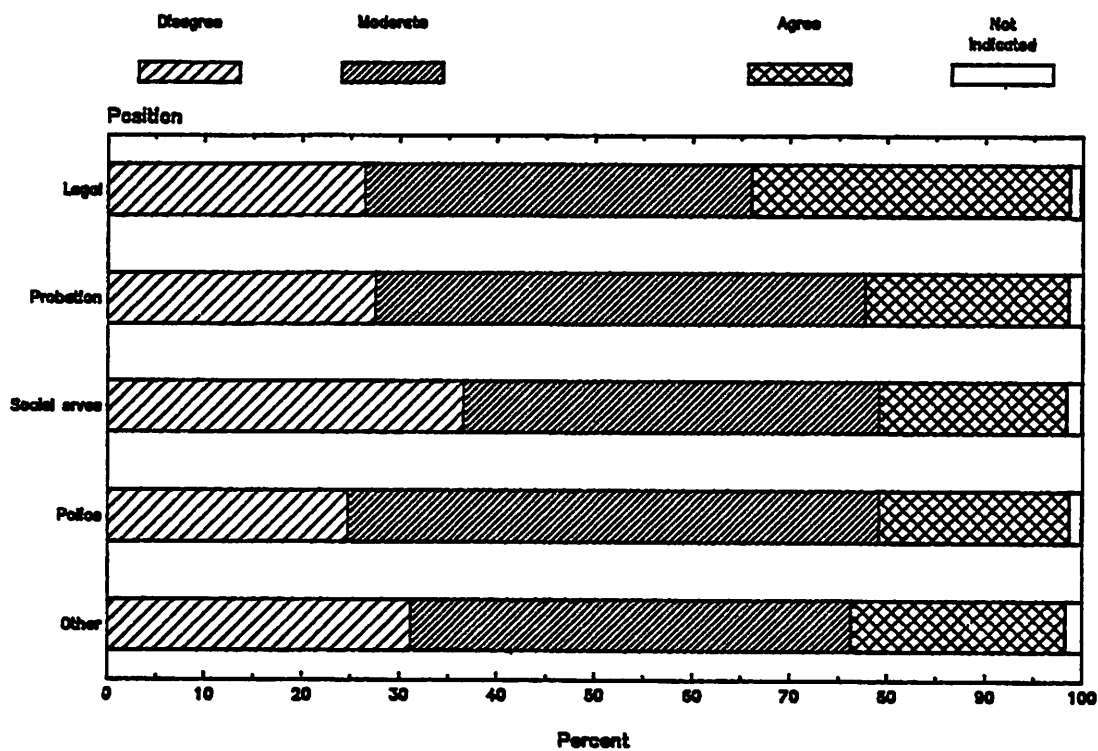
	Disagree 1-2	3-4	Agree 5-6	NI
Sample	60.1	26.0	12.8	1.1
Legal	64.9	25.0	9.2	0.9
Probation	61.5	24.0	13.6	0.9
Social svcs	47.5	34.4	16.4	1.9
Police	65.9	23.3	10.1	0.6
Other	54.2	28.3	15.8	1.7

PREF1

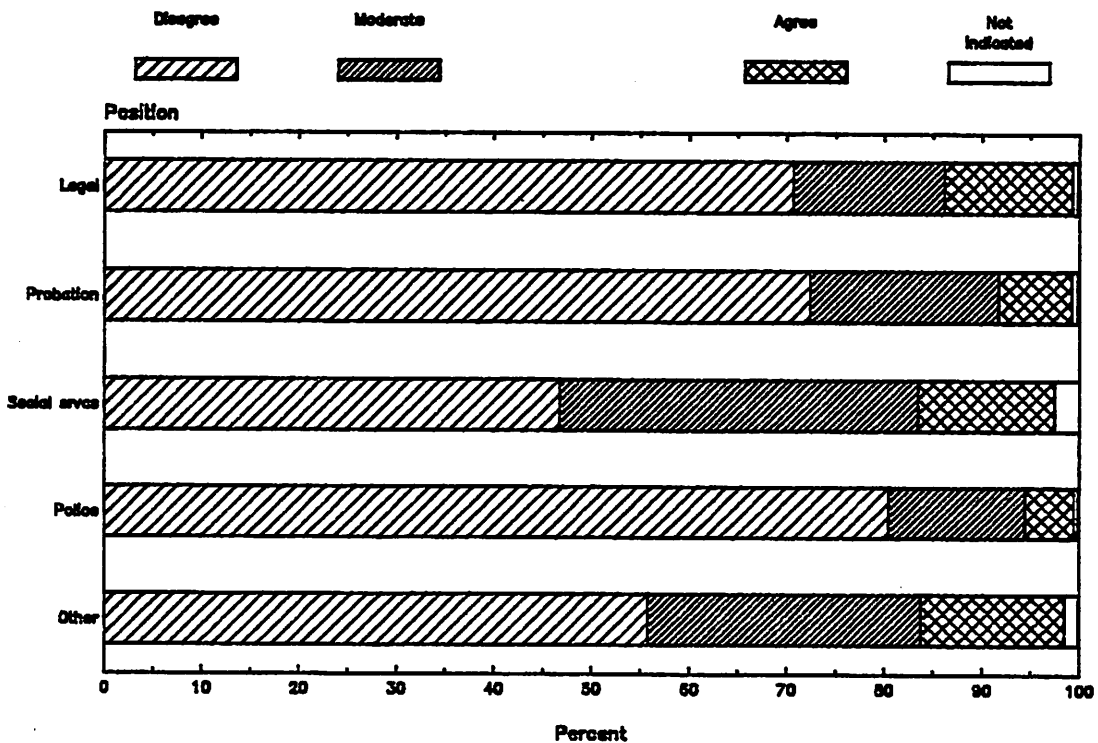
Retain juvenile court jurisdiction over neglected and abused children.

	Unimportant 1-2	3-4	Very Important 5-6	NI
Sample	6.4	16.3	76.4	0.8
Legal	4.9	15.9	78.2	1.0
Probation	10.2	17.7	71.8	0.4
Social svcs	6.7	14.7	78.0	0.7
Police	3.5	14.6	81.5	0.4
Other	9.2	18.2	71.2	1.2

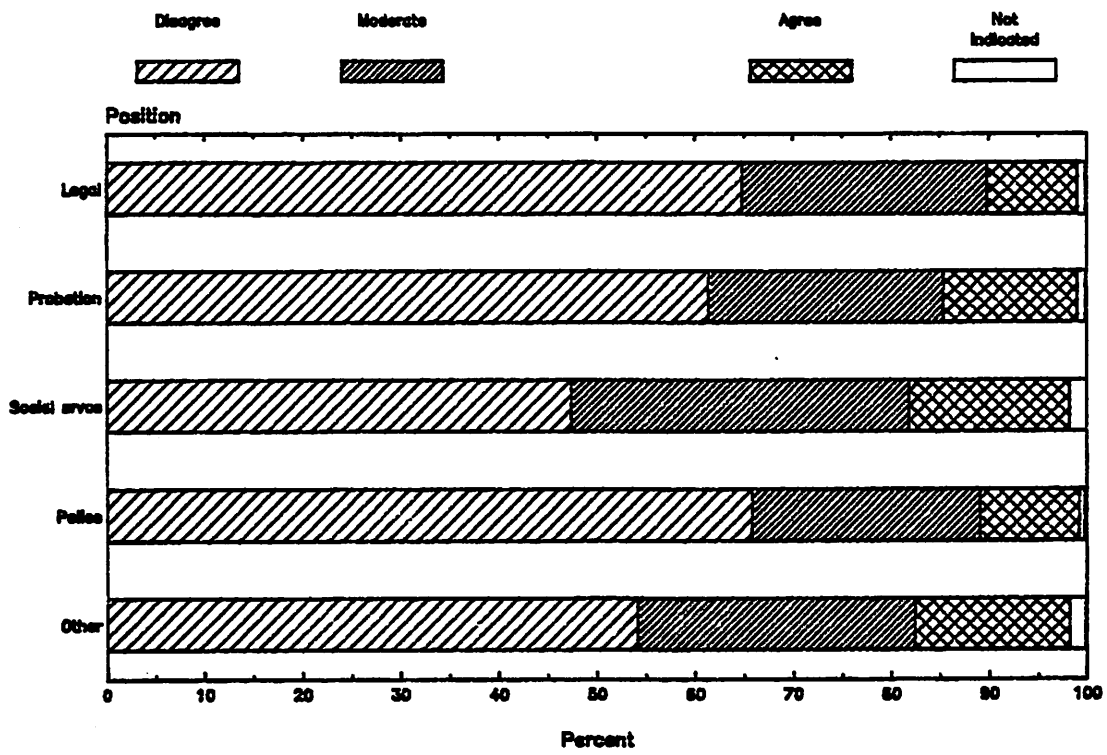
Attitude 18



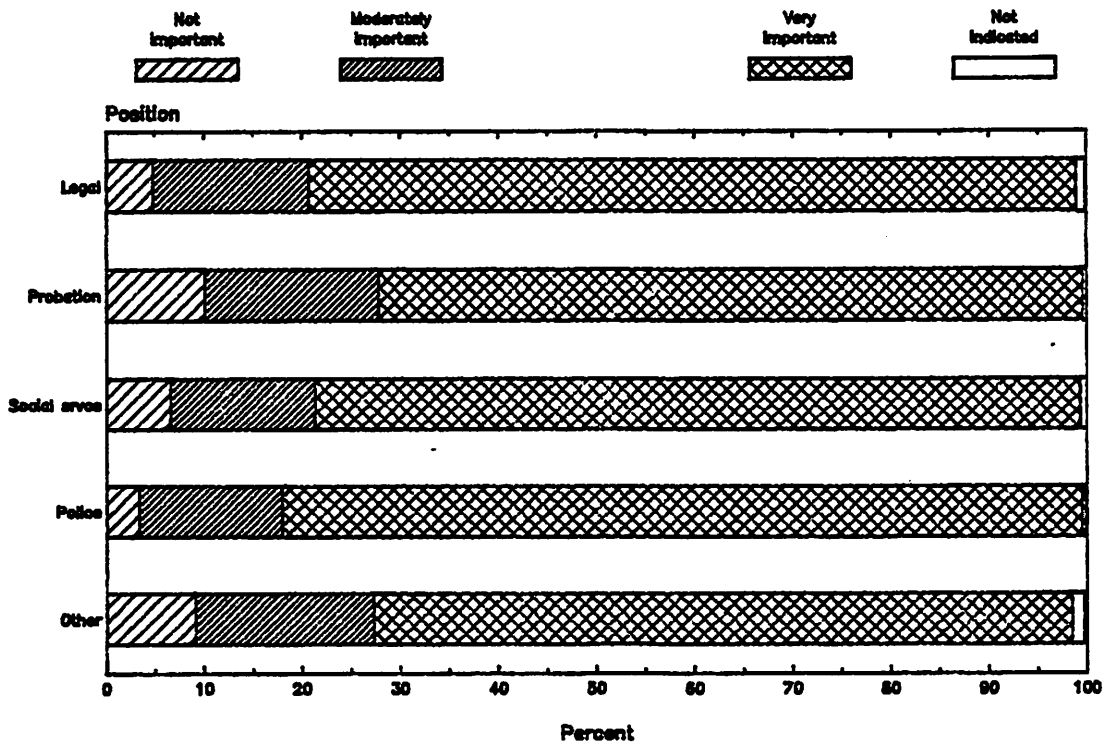
Attitude 19



Attitude 20



Policy Preference 1



PREF2 Include prosecutor participation in all decisions after initial apprehension.

	Unimportant 1-2	3-4	Very Important 5-6	NI
Sample	13.6	37.1	48.0	1.2
Legal	16.4	36.0	46.6	1.0
Probation	23.3	41.6	34.3	0.7
Social svcs	20.7	45.6	32.1	1.5
Police	7.7	30.8	60.9	0.6
Other	15.9	41.8	40.4	1.9

PREF3 Eliminate indeterminate sentences.

	Unimportant 1-2	3-4	Very Important 5-6	NI
Sample	28.8	39.8	29.9	1.7
Legal	43.6	32.6	21.8	2.0
Probation	40.0	36.3	22.4	1.3
Social svcs	30.6	35.5	31.0	2.9
Police	22.5	44.4	32.0	1.2
Other	28.6	38.4	31.2	1.8

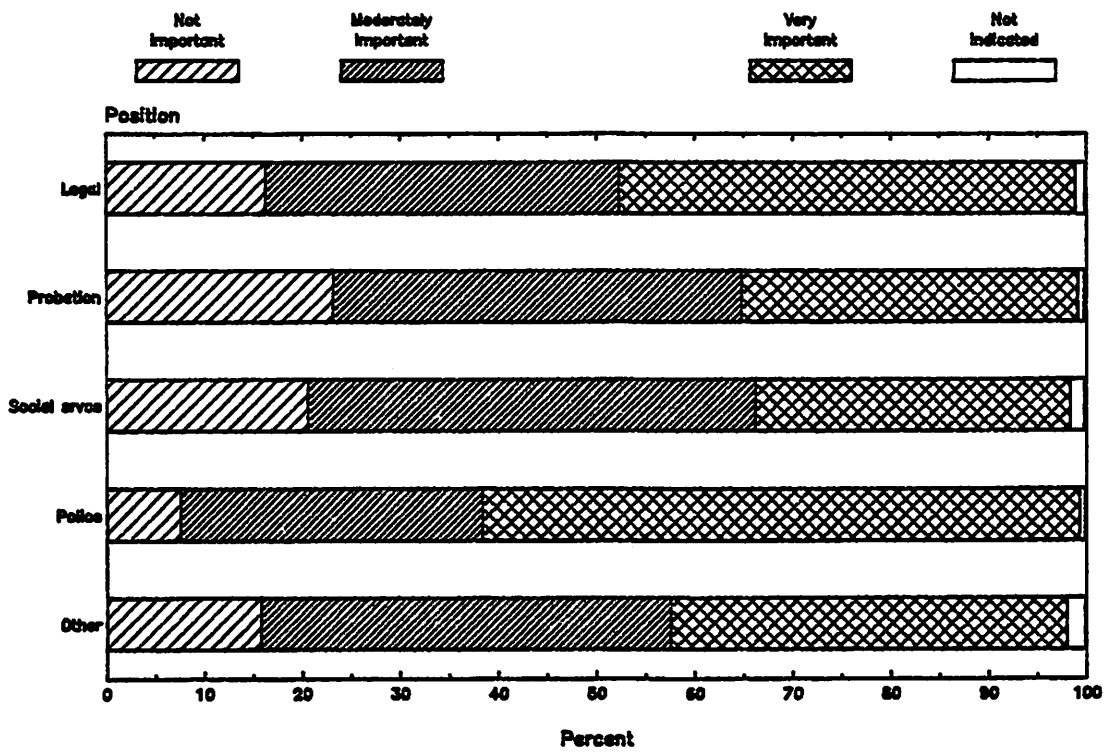
PREF4 Divert misdemeanants from the courtroom experience to community service.

	Unimportant 1-2	3-4	Very Important 5-6	NI
Sample	17.9	41.1	40.0	1.0
Legal	19.8	47.0	31.4	1.9
Probation	18.5	39.6	41.0	0.9
Social svcs	8.7	34.6	55.2	1.5
Police	23.3	45.1	30.8	0.7
Other	12.7	36.7	49.7	1.0

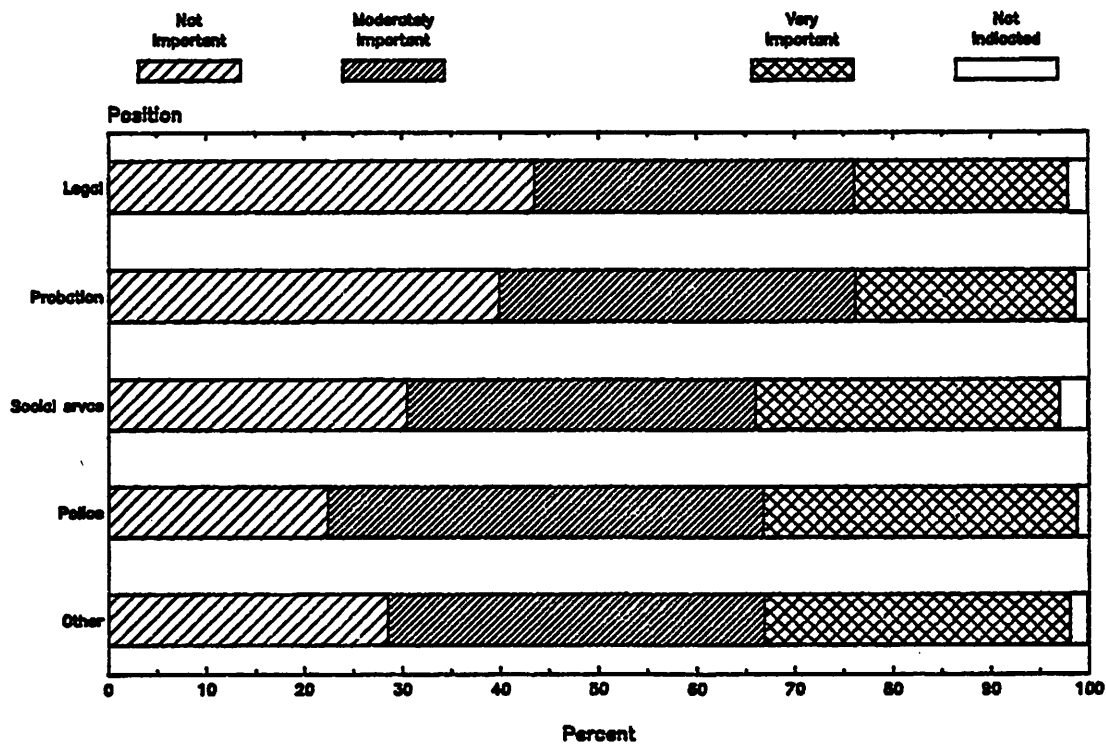
PREF5 Remove status offenders from juvenile court jurisdiction.

	Unimportant 1-2	3-4	Very Important 5-6	NI
Sample	29.4	28.5	40.6	1.0
Legal	37.8	29.5	31.8	0.9
Probation	23.0	27.3	49.3	0.3
Social svcs	27.3	21.7	49.9	1.2
Police	37.1	30.1	32.0	0.9
Other	21.5	28.3	49.0	1.2

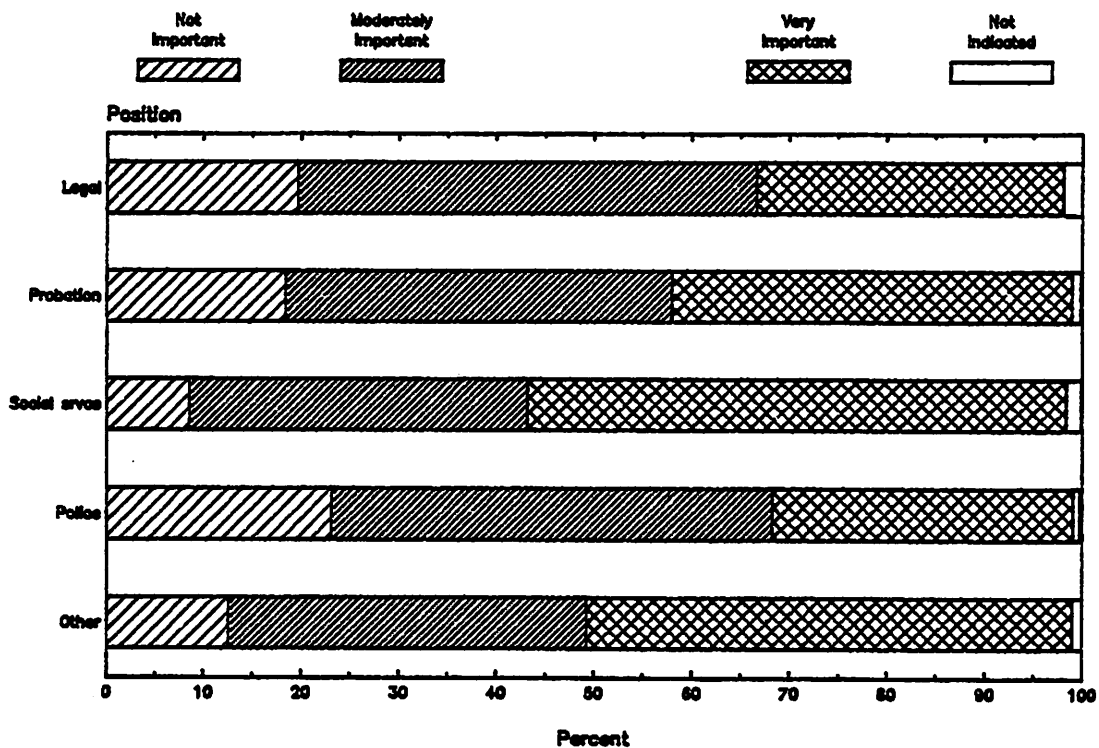
Policy Preference 2



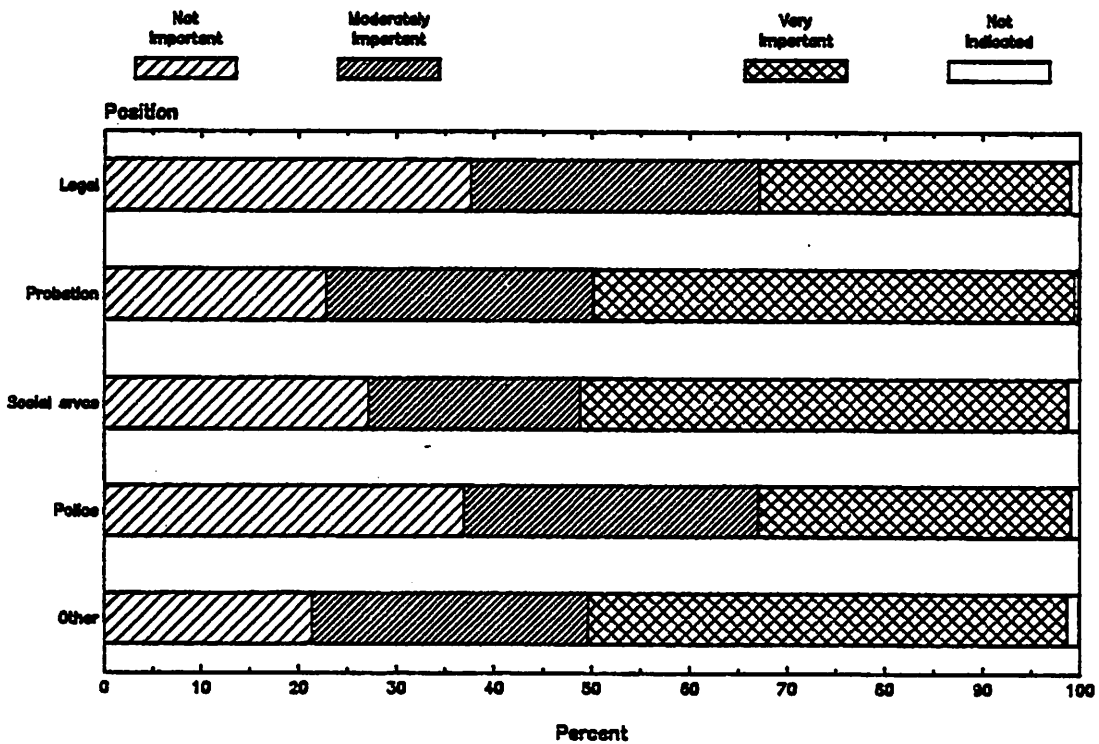
Policy Preference 3



Policy Preference 4



Policy Preference 5



PREF6

Limit the discretion exercised by judges in sentencing decisions.

	Unimportant 1-2	3-4	Very Important 5-6	NI
Sample	34.1	34.1	30.7	1.2
Legal	63.5	22.3	13.0	1.1
Probation	45.9	31.5	21.5	1.0
Social svcs	31.3	44.5	32.2	2.0
Police	27.7	34.5	37.0	0.7
Other	31.3	37.2	30.0	1.5

PREF7

Provide more severe sanctions for crimes committed within schools.

	Unimportant 1-2	3-4	Very Important 5-6	NI
Sample	13.5	38.1	47.6	0.8
Legal	23.9	39.0	36.5	0.6
Probation	19.1	43.5	47.0	0.4
Social svcs	19.2	49.8	29.4	1.5
Police	5.8	34.1	59.7	0.5
Other	17.1	38.8	43.0	1.1

PREF8

Use explicit criteria to guide all decisions after apprehension.

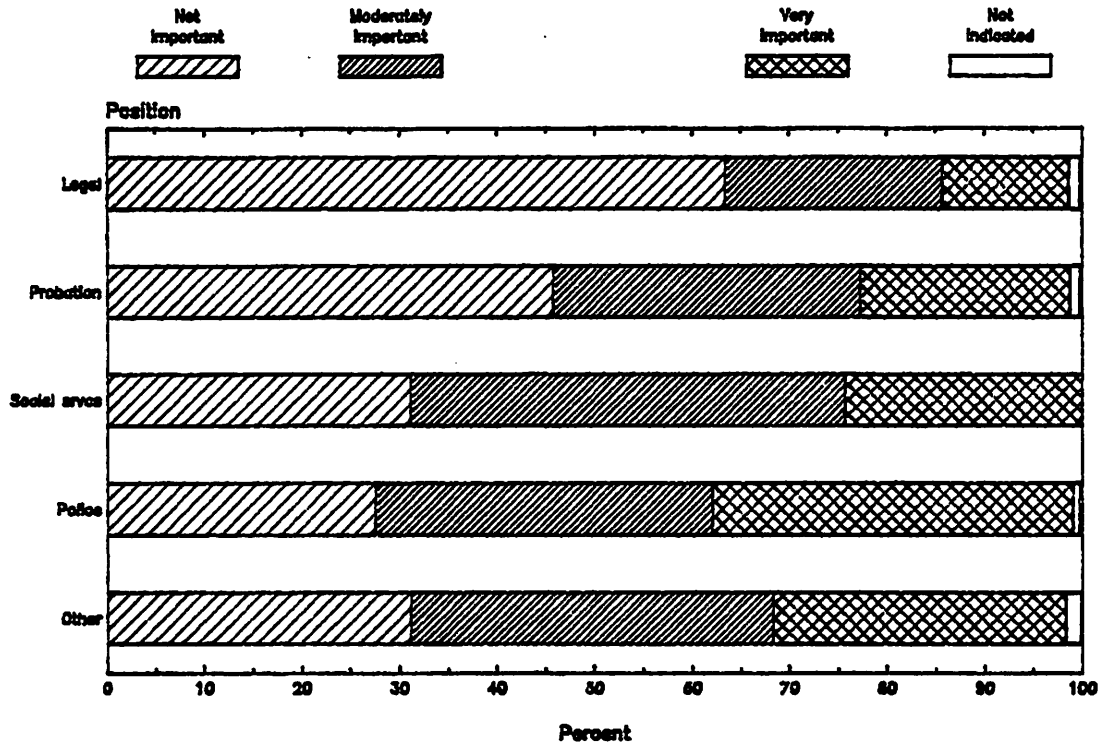
	Unimportant 1-2	3-4	Very Important 5-6	NI
Sample	18.9	40.9	39.1	1.0
Legal	33.7	40.6	24.2	1.4
Probation	23.4	43.5	31.0	1.2
Social svcs	19.2	38.2	40.6	2.0
Police	15.9	43.0	40.4	0.6
Other	17.0	38.9	43.1	1.0

PREF9

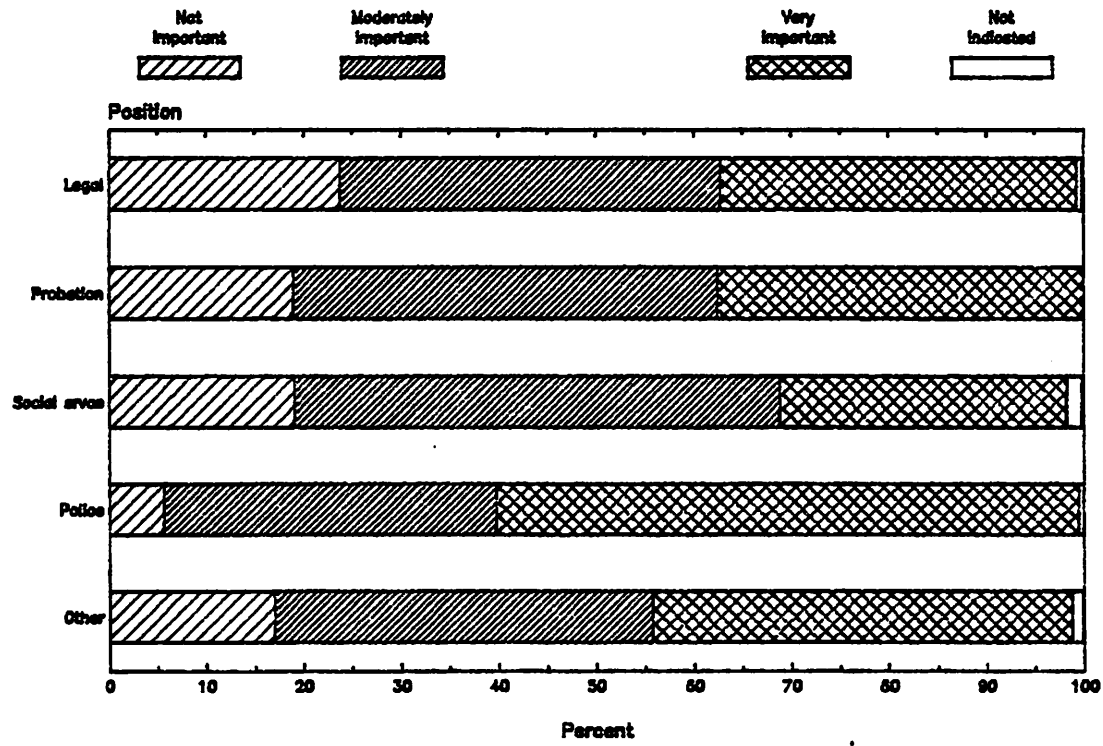
Require victim impact statements before sentencing.

	Unimportant 1-2	3-4	Very Important 5-6	NI
Sample	9.3	28.7	60.9	1.1
Legal	20.0	33.6	45.8	0.6
Probation	7.8	27.0	64.9	0.3
Social svcs	10.1	38.7	49.1	2.0
Police	5.5	23.7	70.0	0.7
Other	10.9	31.5	56.2	1.5

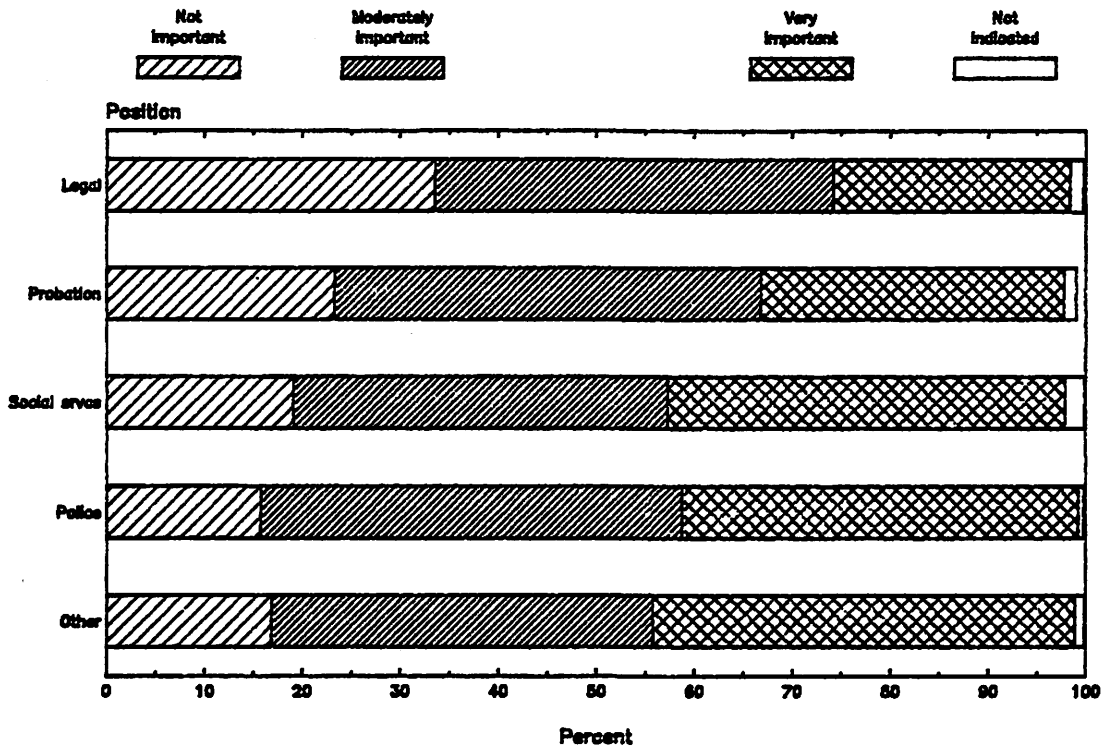
Policy Preference 6



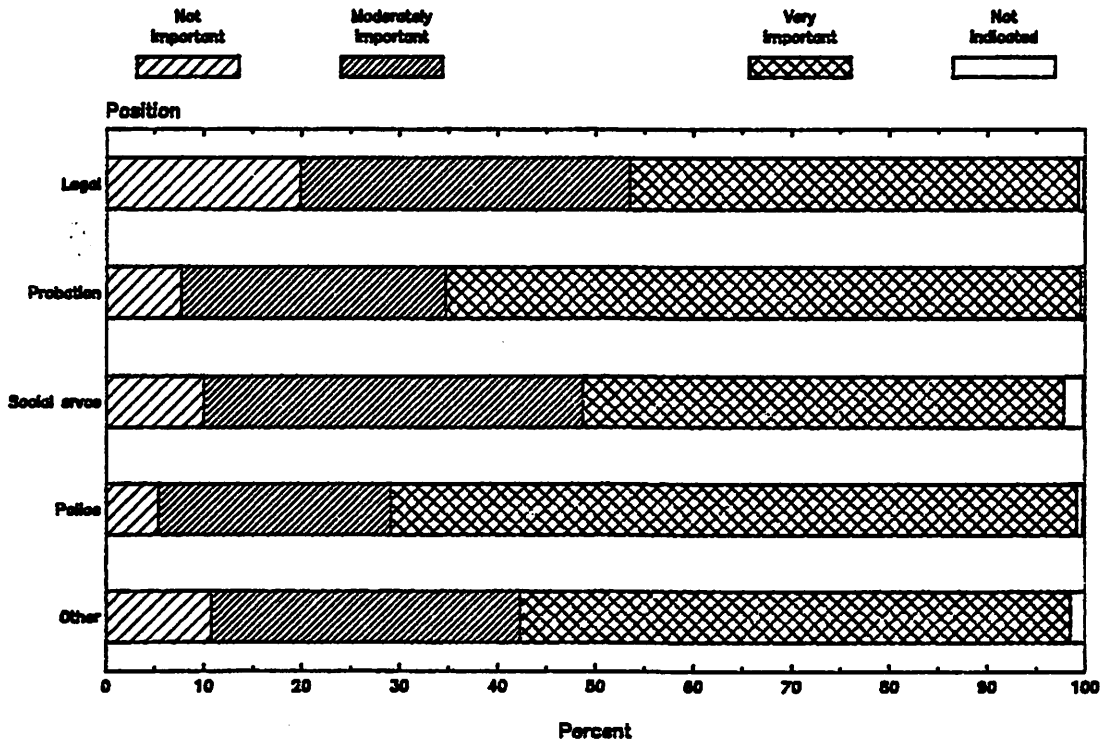
Policy Preference 7



Policy Preference 8



Policy Preference 9



PREF10 Use resitution to the victim as a sole sanction for minor property offenses.

	Unimportant 1-2	3-4	Very Important 5-6	NI
Sample	32.6	40.9	25.6	0.9
Legal	54.0	33.9	11.5	0.6
Probation	34.5	44.3	20.8	0.4
Social svcs	25.9	44.8	27.4	1.9
Police	33.4	42.0	24.0	0.6
Other	26.7	40.2	32.0	1.1

PREF11 Use detention facilities for rehabilitation purposes.

	Unimportant 1-2	3-4	Very Important 5-6	NI
Sample	25.6	39.9	33.3	1.2
Legal	23.9	38.5	36.1	1.5
Probation	25.5	38.7	35.2	0.6
Social svcs	31.7	32.3	34.1	1.9
Police	19.7	44.1	35.3	0.8
Other	31.4	37.4	29.7	1.5

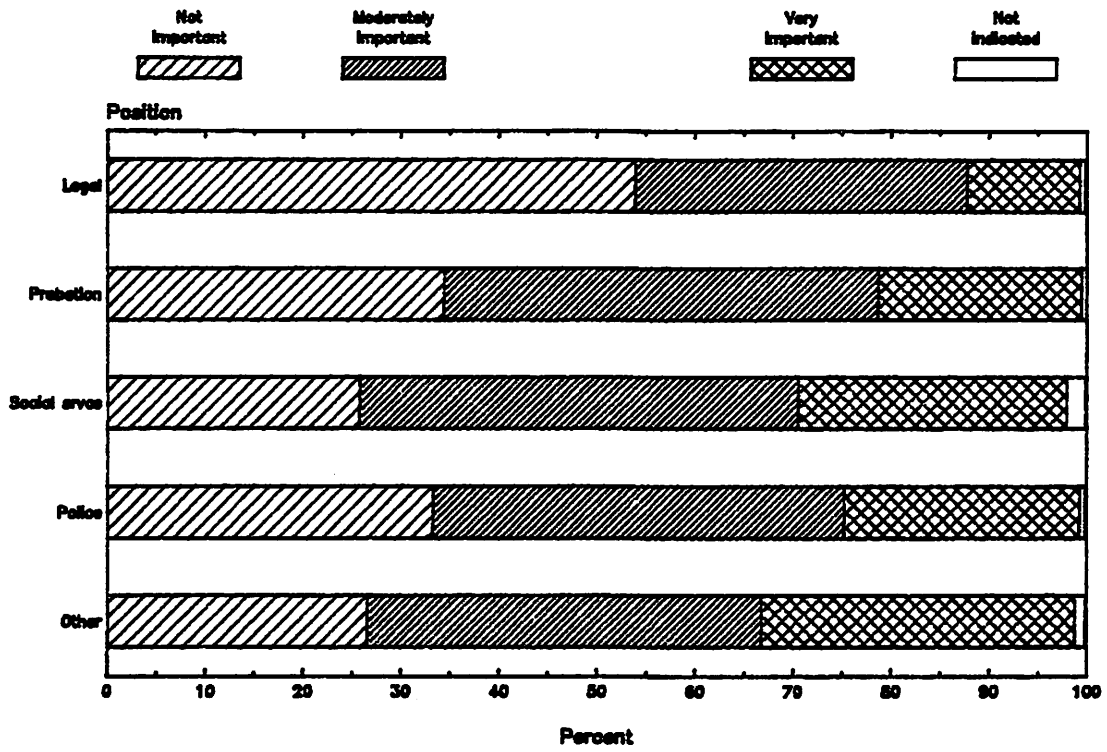
PREF12 Permit school principals access to the juvenile court legal records of their students.

	Unimportant 1-2	3-4	Very Important 5-6	NI
Sample	42.0	26.3	30.5	1.1
Legal	42.6	24.1	32.1	1.3
Probation	50.8	26.8	21.8	0.6
Social svcs	62.6	22.7	12.9	1.7
Police	32.9	27.9	38.5	0.8
Other	45.9	25.9	26.8	1.4

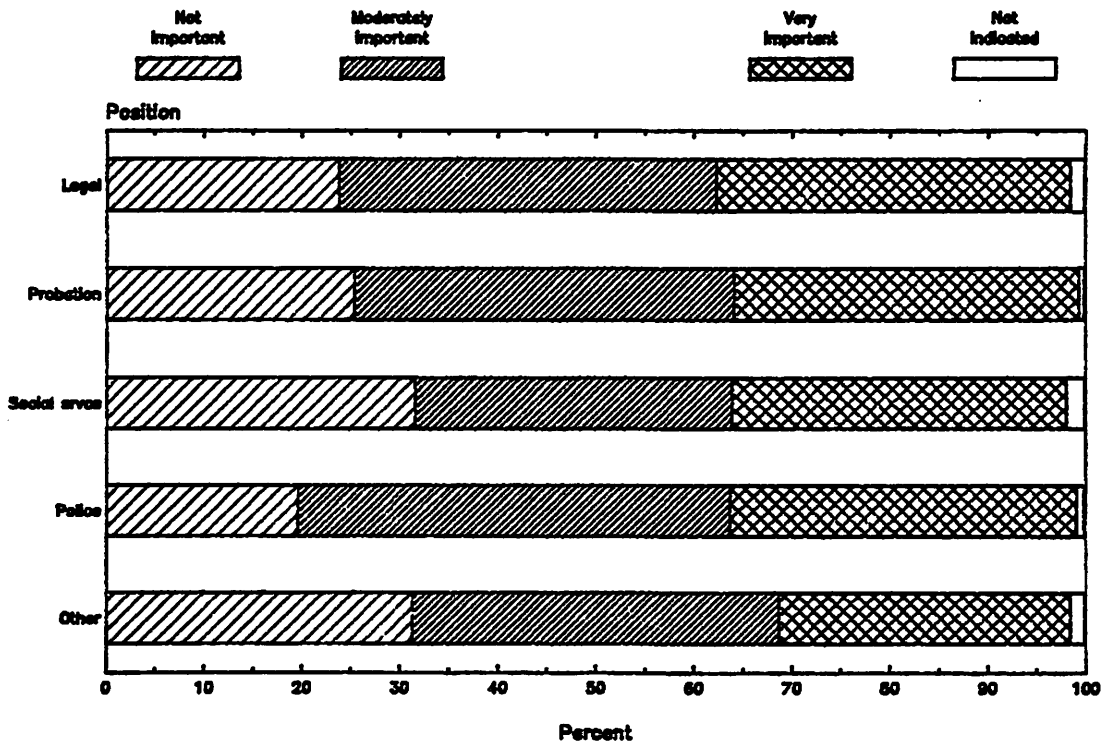
PREF13 Allow juveniles to request trial by jury in the juvenile court.

	Unimportant 1-2	3-4	Very Important 5-6	NI
Sample	42.2	29.6	27.4	0.9
Legal	57.0	18.6	23.6	0.8
Probation	36.0	26.3	27.1	0.6
Social svcs	31.0	34.9	31.7	2.5
Police	46.2	29.2	24.1	0.5
Other	35.0	32.6	31.3	1.0

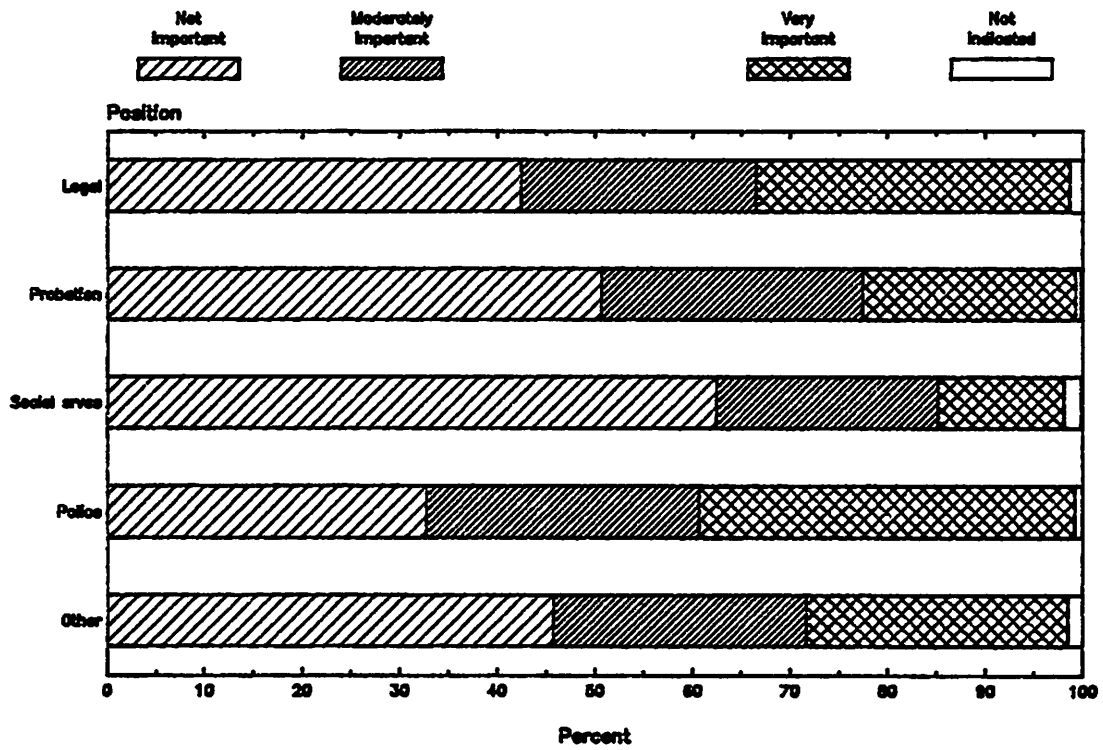
Policy Preference 10



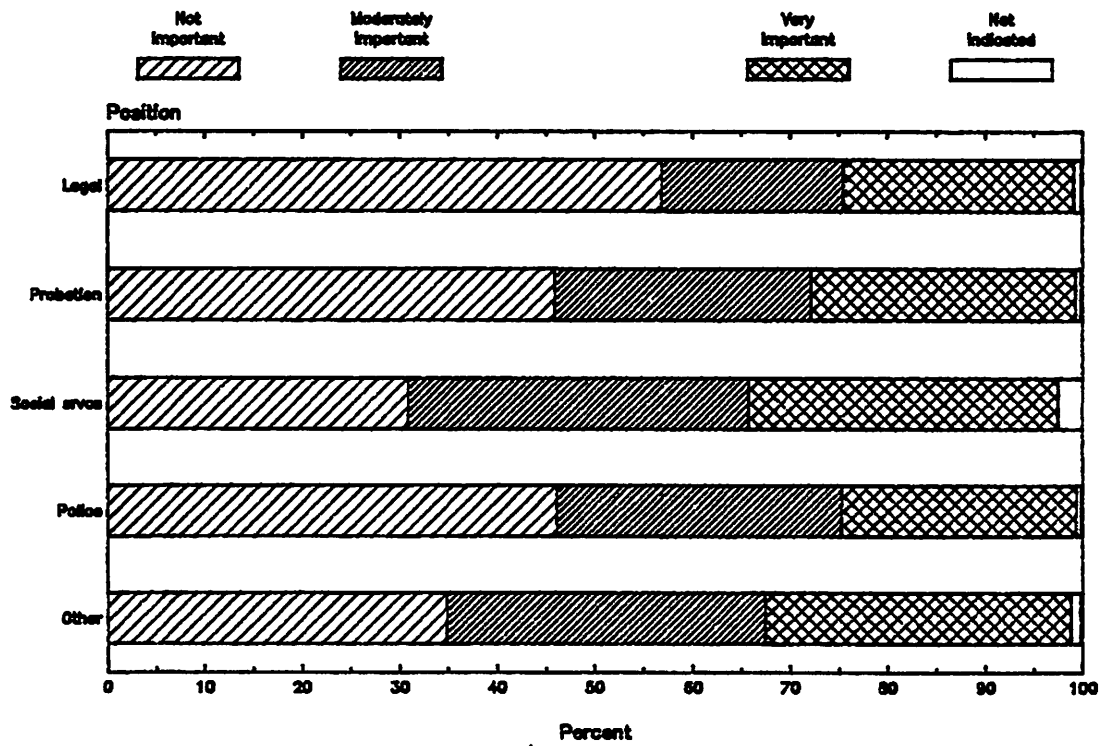
Policy Preference 11



Policy Preference 12



Policy Preference 13



PREF14 Set mandatory minimum penalties for certain offenses.

	Unimportant 1-2	3-4	Very Important 5-6	NI
Sample	20.3	24.2	54.8	0.8
Legal	44.6	23.9	30.6	1.0
Probation	28.2	27.1	44.5	0.1
Social svcs	24.9	29.5	43.8	1.9
Police	9.2	21.1	69.3	0.5
Other	23.3	26.1	49.5	1.0

PREF15 Remove obstacles to the adult criminal justice system's confidential access to juvenile records.

	Unimportant 1-2	3-4	Very Important 5-6	NI
Sample	18.4	21.4	58.9	1.2
Legal	30.3	22.1	46.8	0.9
Probation	16.9	18.4	64.2	0.4
Social svcs	31.0	26.8	39.8	2.5
Police	10.5	18.9	69.9	0.7
Other	22.2	23.7	52.2	1.8

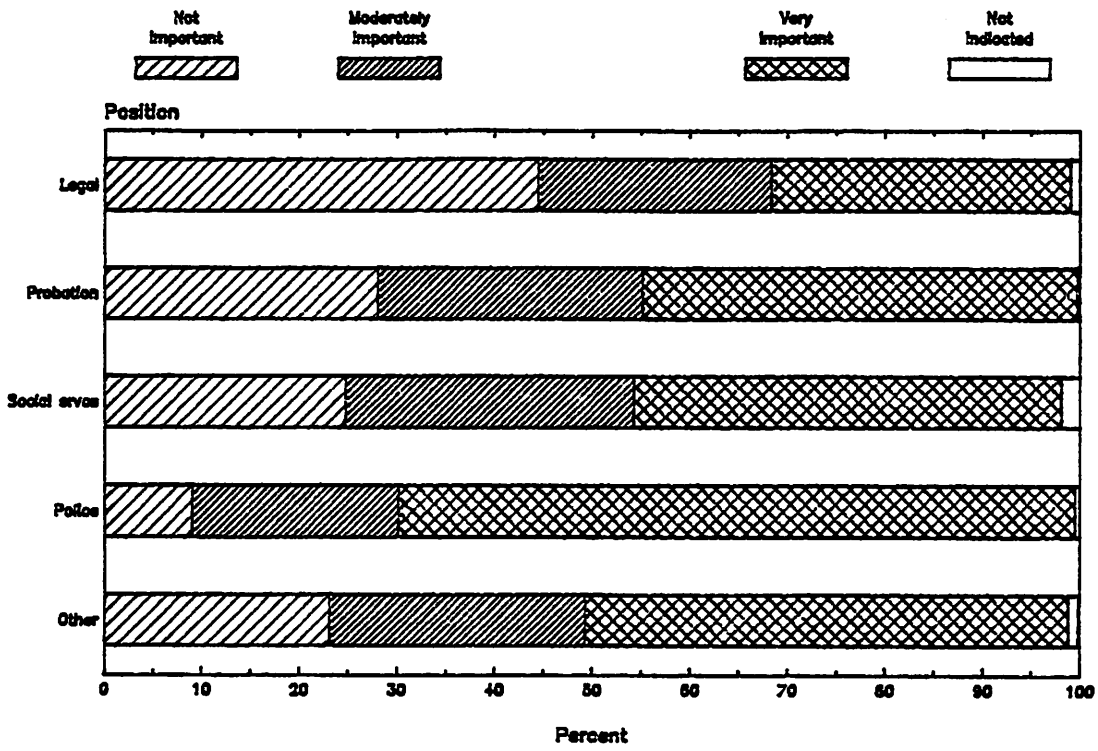
PREF16 Establish and maintain secure detention facilities for violent juvenile offenders.

	Unimportant 1-2	3-4	Very Important 5-6	NI
Sample	1.3	7.9	90.1	0.7
Legal	1.9	12.3	85.1	0.8
Probation	0.4	5.9	93.5	0.1
Social svcs	3.7	13.3	81.3	1.7
Police	0.3	3.4	95.9	0.4
Other	1.9	11.2	86.1	0.8

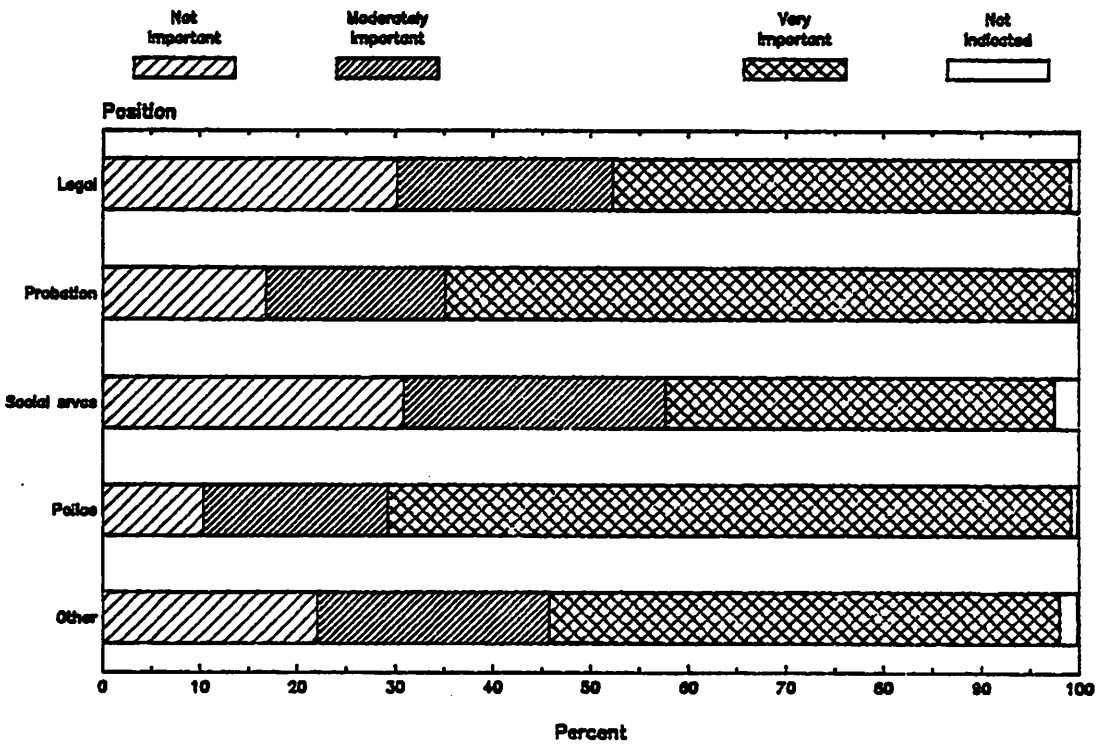
PREF17 Expand juvenile court jurisdiction over status offenders.

	Unimportant 1-2	3-4	Very Important 5-6	NI
Sample	44.7	29.3	25.1	1.0
Legal	48.5	29.4	20.8	1.3
Probation	56.5	23.3	19.0	1.2
Social svcs	53.2	25.8	20.0	1.0
Police	31.9	32.8	34.7	0.6
Other	53.7	27.1	18.0	1.2

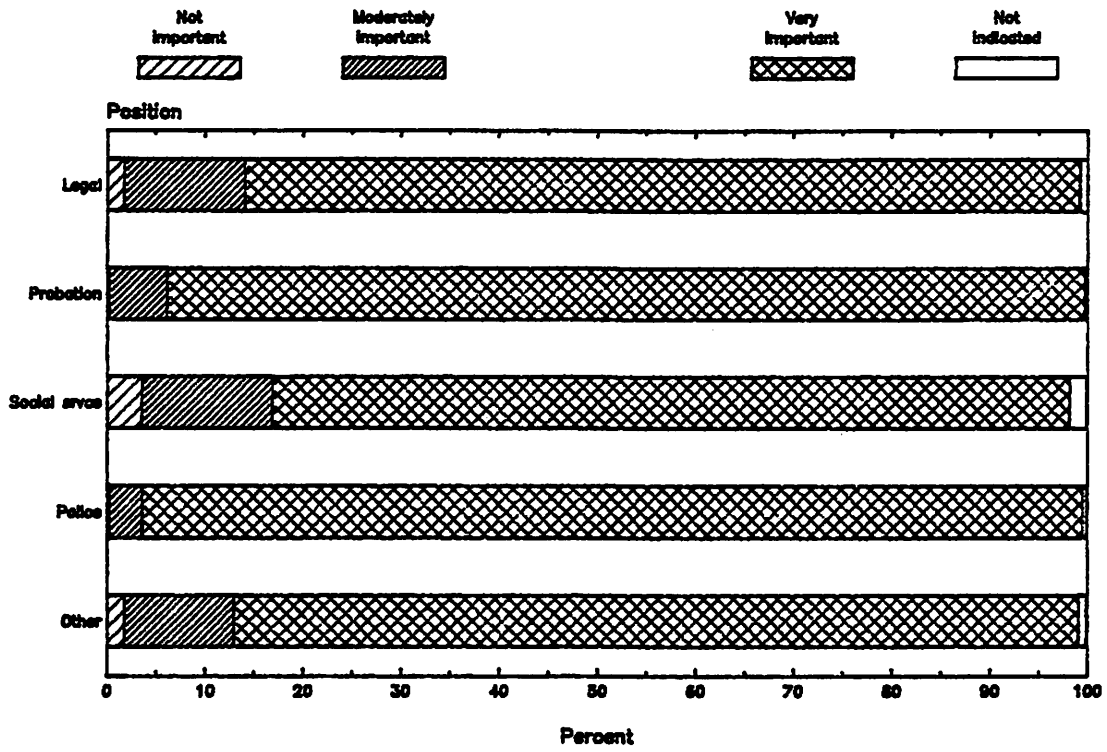
Policy Preference 14



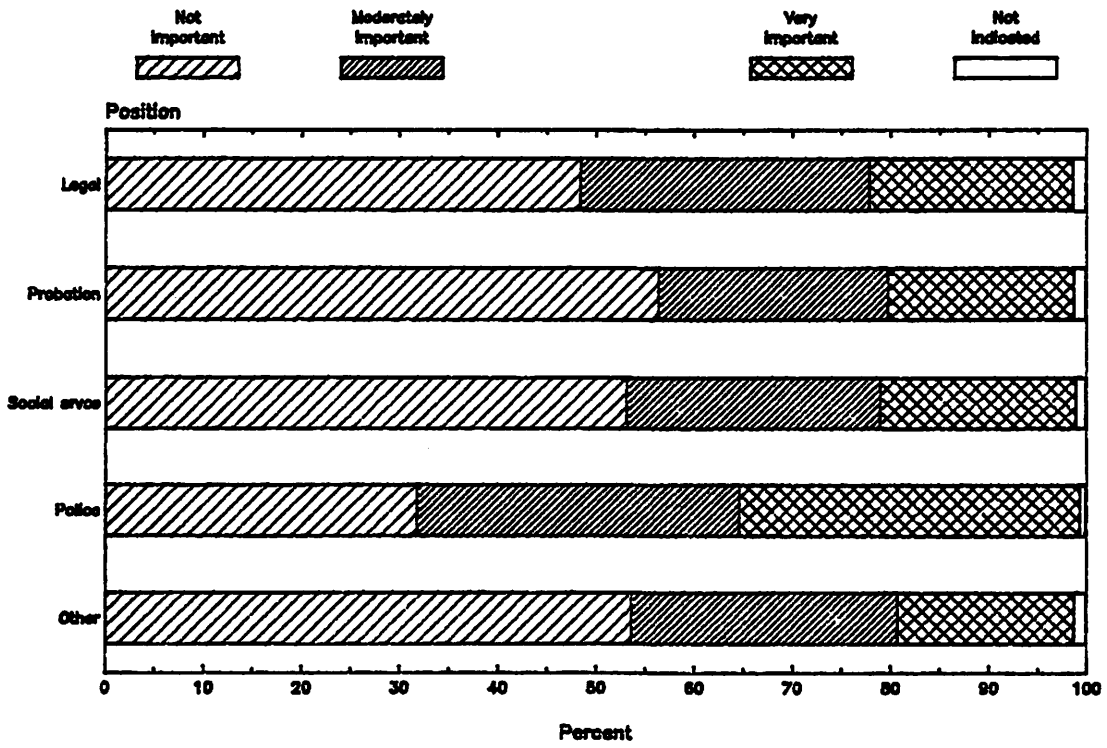
Policy Preference 15



Policy Preference 16



Policy Preference 17



PREF18 Establish collaborative programs among judges, lawyers, educators, law enforcement, and probation officers.

	Unimportant 1-2	3-4	Very Important 5-6	NI
Sample	3.3	19.4	76.4	0.9
Legal	8.4	25.1	65.3	1.1
Probation	1.5	13.4	84.6	0.4
Social svcs	3.6	9.8	84.9	1.9
Police	2.9	22.2	74.6	0.4
Other	2.7	18.1	78.1	1.2

PREF19 Establish more prevention programs within schools and the juvenile justice system.

	Unimportant 1-2	3-4	Very Important 5-6	NI
Sample	3.5	19.4	76.1	1.0
Legal	5.6	23.8	69.0	1.6
Probation	2.7	14.7	82.1	0.6
Social svcs	2.0	10.1	86.7	1.2
Police	3.9	23.3	72.1	0.7
Other	2.9	16.7	79.1	1.2

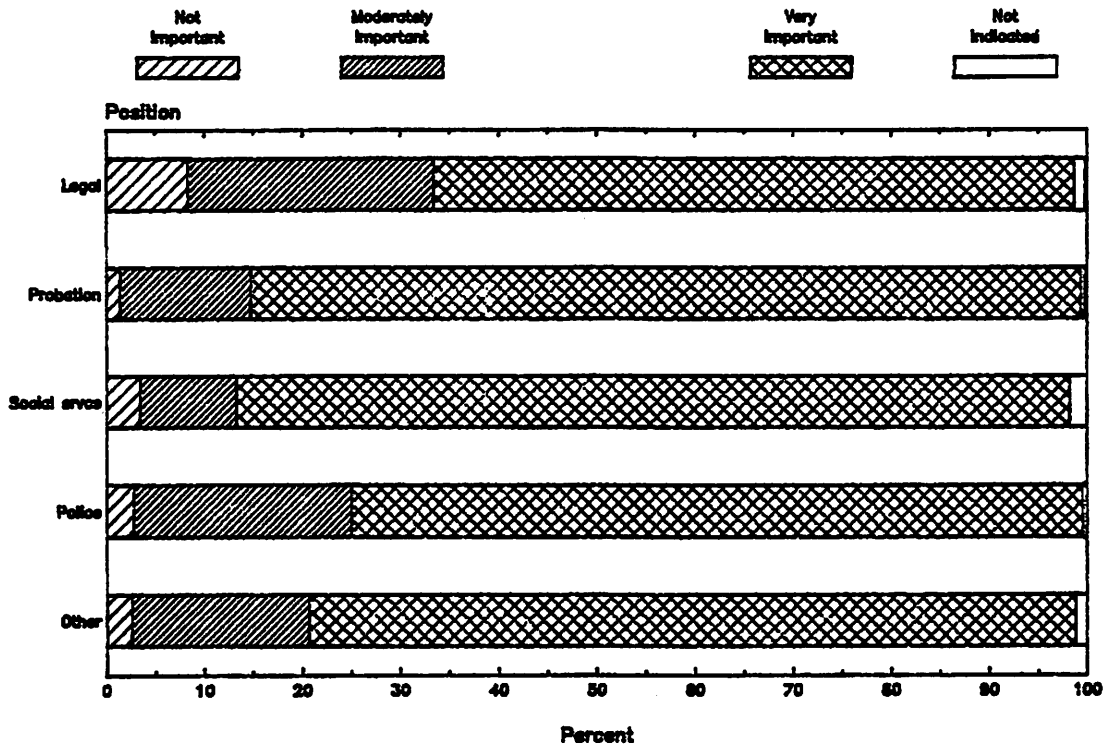
OPERF1 Organizational performance: Police

	Poor 1-2	Fair 3-4	Good 5-6	NI
Sample	10.5	47.9	40.1	1.6
Legal	12.8	49.6	36.3	1.3
Probation	10.8	47.1	41.1	1.0
Social svcs	14.7	49.7	33.1	2.5
Police	6.1	43.0	50.3	0.6
Other	13.9	52.8	30.6	2.7

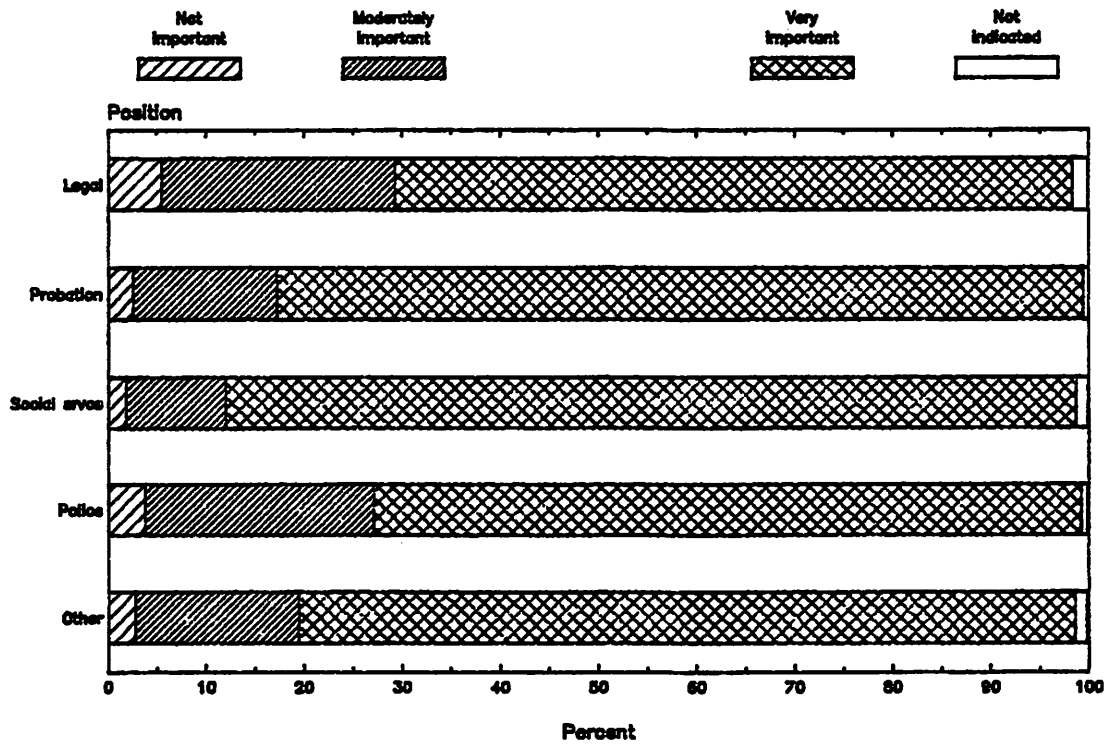
OPERF2 Organizational performance: Juvenile courts

	Poor 1-2	Fair 3-4	Good 5-6	NI
Sample	24.8	50.6	22.8	1.8
Legal	16.6	47.6	34.2	1.5
Probation	15.2	44.3	39.5	1.0
Social svcs	18.2	51.4	27.8	2.7
Police	32.0	50.4	16.8	0.8
Other	22.3	53.0	21.7	3.0

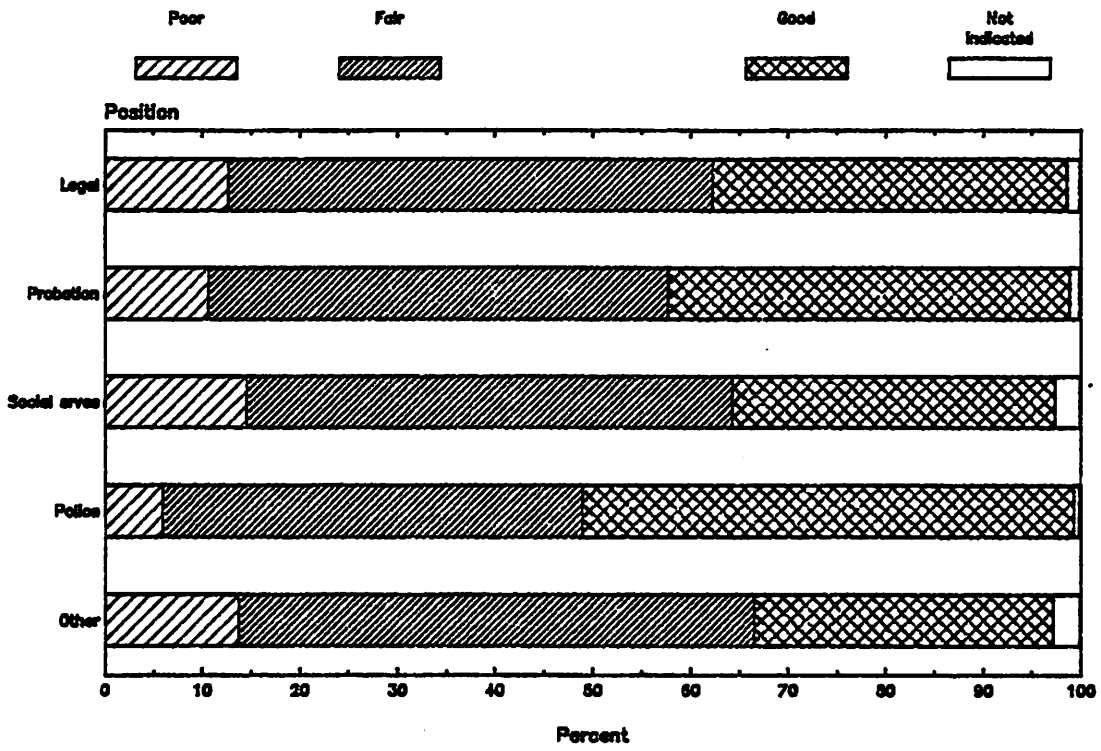
Policy Preference 18



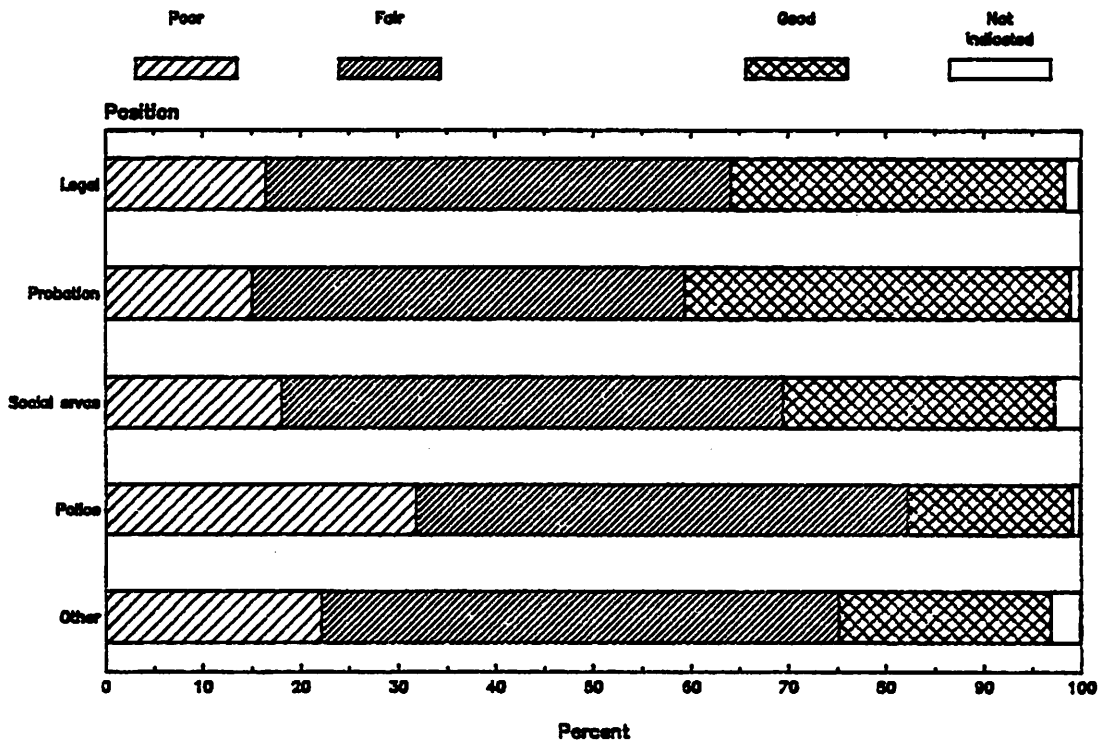
Policy Preference 19



Organizational Performance: Police



Organizational Performance: Juvenile Courts



OPERF3

Organizational performance: Legislature

	Poor 1-2	Fair 3-4	Good 5-6	NI
Sample	44.0	47.2	6.8	2.0
Legal	46.1	42.6	9.7	1.6
Probation	39.5	51.5	7.7	1.3
Social svcs	36.7	50.2	9.8	3.4
Police	47.4	46.6	5.0	1.0
Other	42.2	47.4	7.5	2.9

OPERF4

Organizational performance: Youth organizations

	Poor 1-2	Fair 3-4	Good 5-6	NI
Sample	20.3	55.9	21.2	2.5
Legal	22.4	56.6	17.4	3.7
Probation	23.2	56.0	19.1	1.6
Social svcs	17.0	52.2	27.6	3.2
Police	22.7	56.3	19.6	1.2
Other	16.9	56.1	23.2	3.7

OPERF6

Organizational performance: Schools

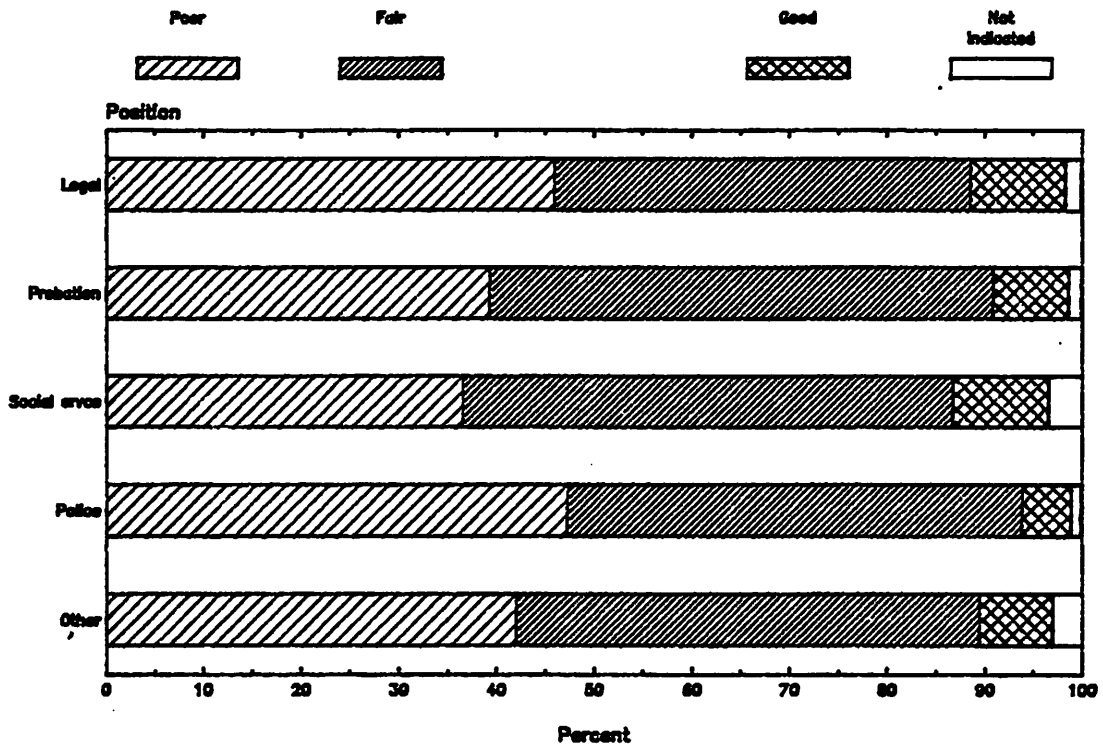
	Poor 1-2	Fair 3-4	Good 5-6	NI
Sample	37.4	50.6	10.1	1.9
Legal	37.9	52.7	7.5	1.9
Probation	38.8	51.6	8.7	1.0
Social svcs	39.0	50.4	7.9	2.7
Police	35.2	51.0	13.0	0.8
Other	39.0	49.4	8.4	3.0

OPERF7

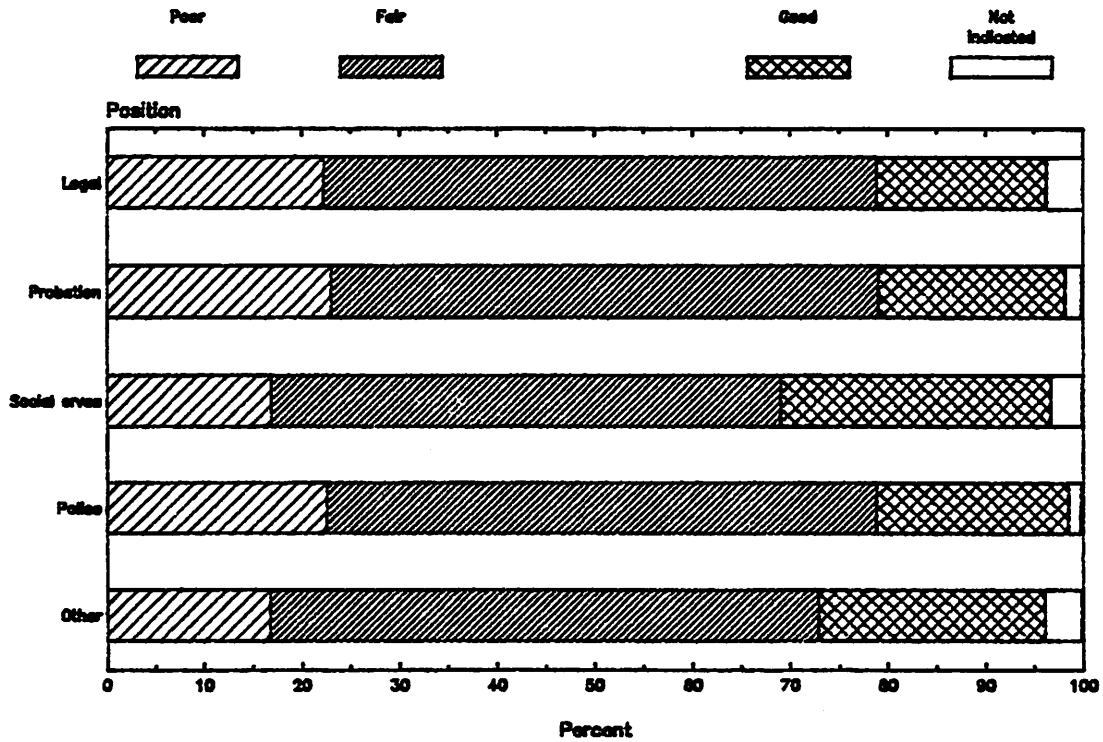
Organizational performance: Social services

	Poor 1-2	Fair 3-4	Good 5-6	NI
Sample	32.8	53.0	11.9	2.2
Legal	33.2	51.2	13.5	2.0
Probation	32.2	53.5	13.0	1.3
Social svcs	22.9	52.5	21.4	3.2
Police	38.3	50.5	10.2	1.1
Other	28.8	56.4	11.4	3.4

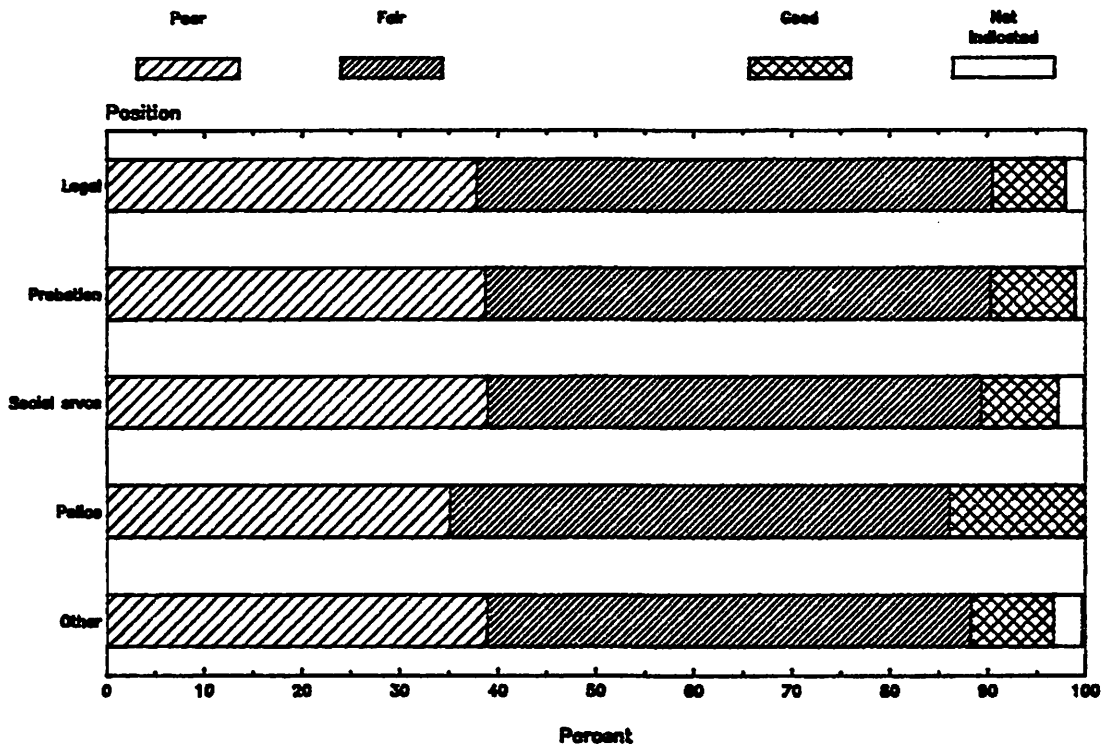
Organizational Performance: Legislature



Organizational Performance: Youth Organizations



Organizational Performance: Schools



Organizational Performance: Social Services

